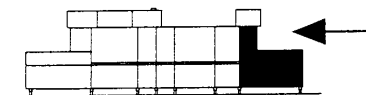


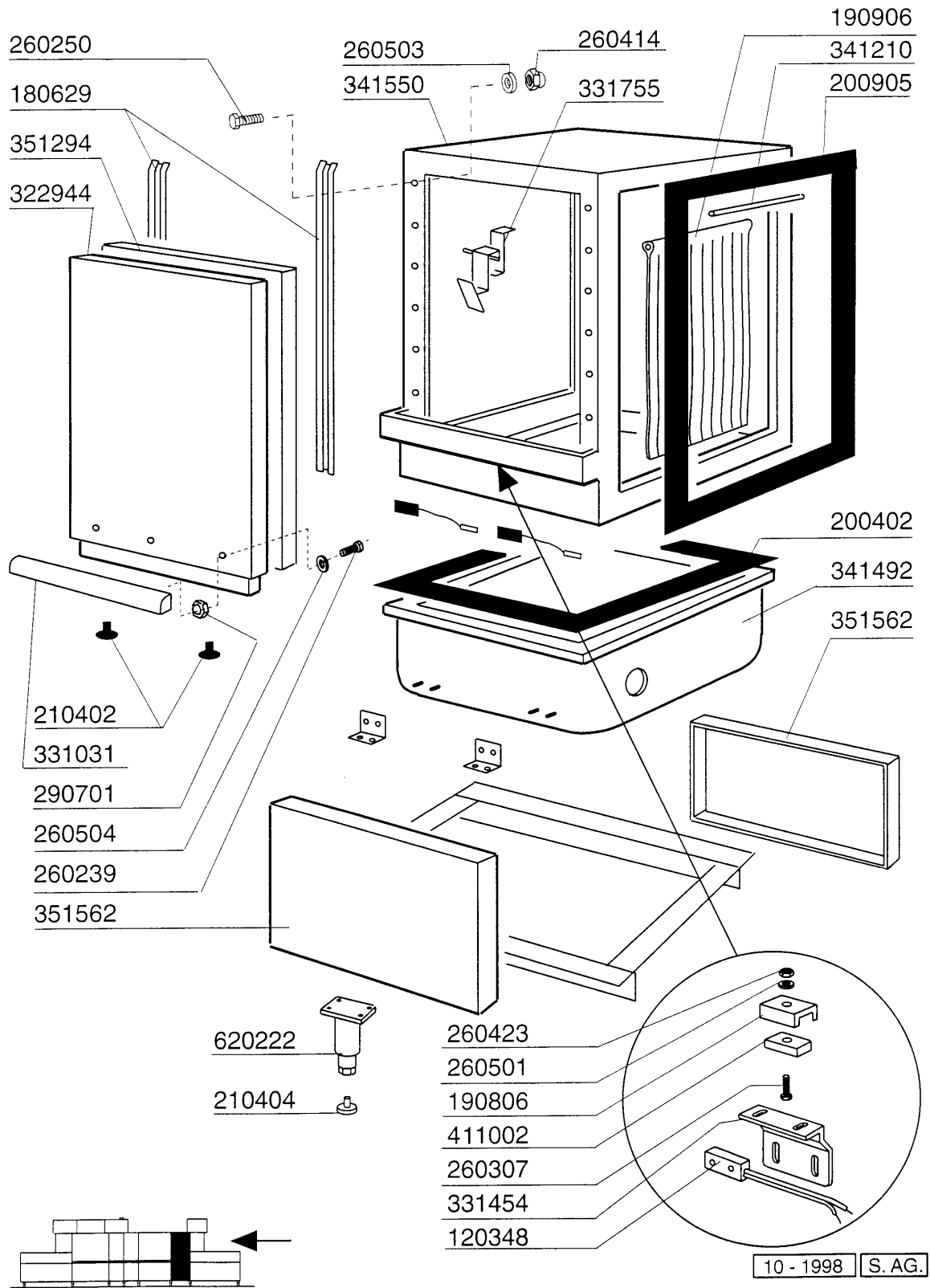
10 - 1998 S. AG.



2 - Entry Table

CODE	DESCRIPTION
130410	STOP CONTACT F40 CN RED
130411	START CONTACT YELLOW
130413	GREEN PUSH BUTTON
130466	EMERGENCY SWITCH
160831	WASHER F2 17X6X3
161135	PROTECTION FOR PUSH BUTTON NE
190906	CURTAIN IN/OUT 620X480
190909	ANTI SPLASH CURTAIN (ENTRY)690
200432	SPONGY RUBBER ADHESIV 8X4 NEOP
210404	BLACK RUBBER FOOT S90 NE SE
260224	TB-SCREW 6X15 B23-10-11-12
260538	WASHER 18X6X1,5 ST/ST
290701	HEXAGON BLIND NUTS GM H12
290827	SPACER NG-LVP1001
320751	SPLASH HOOD WITH COLLAR 400MM
320971	DOOR
331035	HANDLE NE/G125L
340621	ENTRY TABLE COVER
341210	CURTAIN SHAFTS N 2S GM
341617	ENTRY TABLE
351370	PANEL
351561	PANEL NE 560MM
351562	PANEL
351587	CONTROL PANEL NE
351588	PANEL NE
461094	CONTROL PANEL
620222	COMPLETE ALUMINIUM LEGS

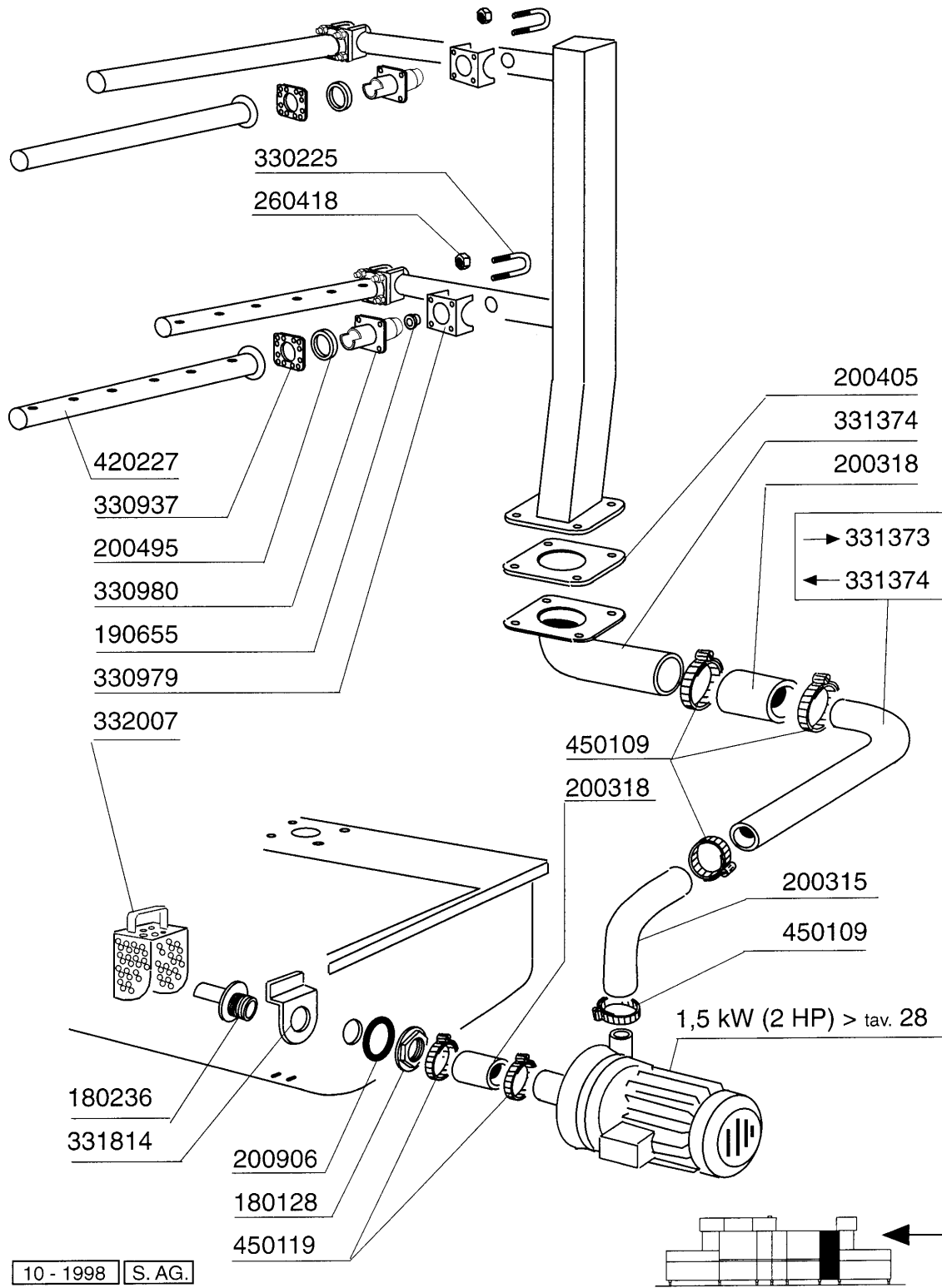
3 - Prewash Hood



3 - Prewash Hood

CODE	DESCRIPTION
120348	MAGN.SWITCH (N.O.)
180629	DOUBLE SKINNED DOOR RUNNER -NE
190806	MAGNET HOUSING
190906	CURTAIN IN/OUT 620X480
200402	SELF-ADHES.RUBB.SPONGE STRIPS
200905	SELFADHESIVE GASKET 4X35
210402	PAD FOR DOOR 15-149
210404	BLACK RUBBER FOOT S90 NE SE
260239	SPECIAL S/S TB-SCREWS M6X20
260250	SCREW TB 5X20
260307	SCREW TSP 3X20
260414	SELF-LOCKING NUT M5
260423	SELF-LOCKING NUT M3
260501	STAINL.STEEL FLAT WASHER D3 UN
260503	STAINL.STEEL FLAT WASHER D5 UN
260504	ST/ST FLAT WASHER D6
290701	HEXAGON BLIND NUTS GM H12
322944	DOOR NE 600
331031	600MM DOOR HANDLE ACR/NE D.SKI
331454	MICRO SWITCH BRACKET
331755	HOOK FOR DOOR SUPPORT
341210	CURTAIN SHAFTS N 2S GM
341492	PREWASH/PRERINSE TANK NE
341550	HOOD
351294	INSULATED PANEL
351562	PANEL
411002	PERMANENT MAGNET 24X12
620222	COMPLETE ALUMINIUM LEGS

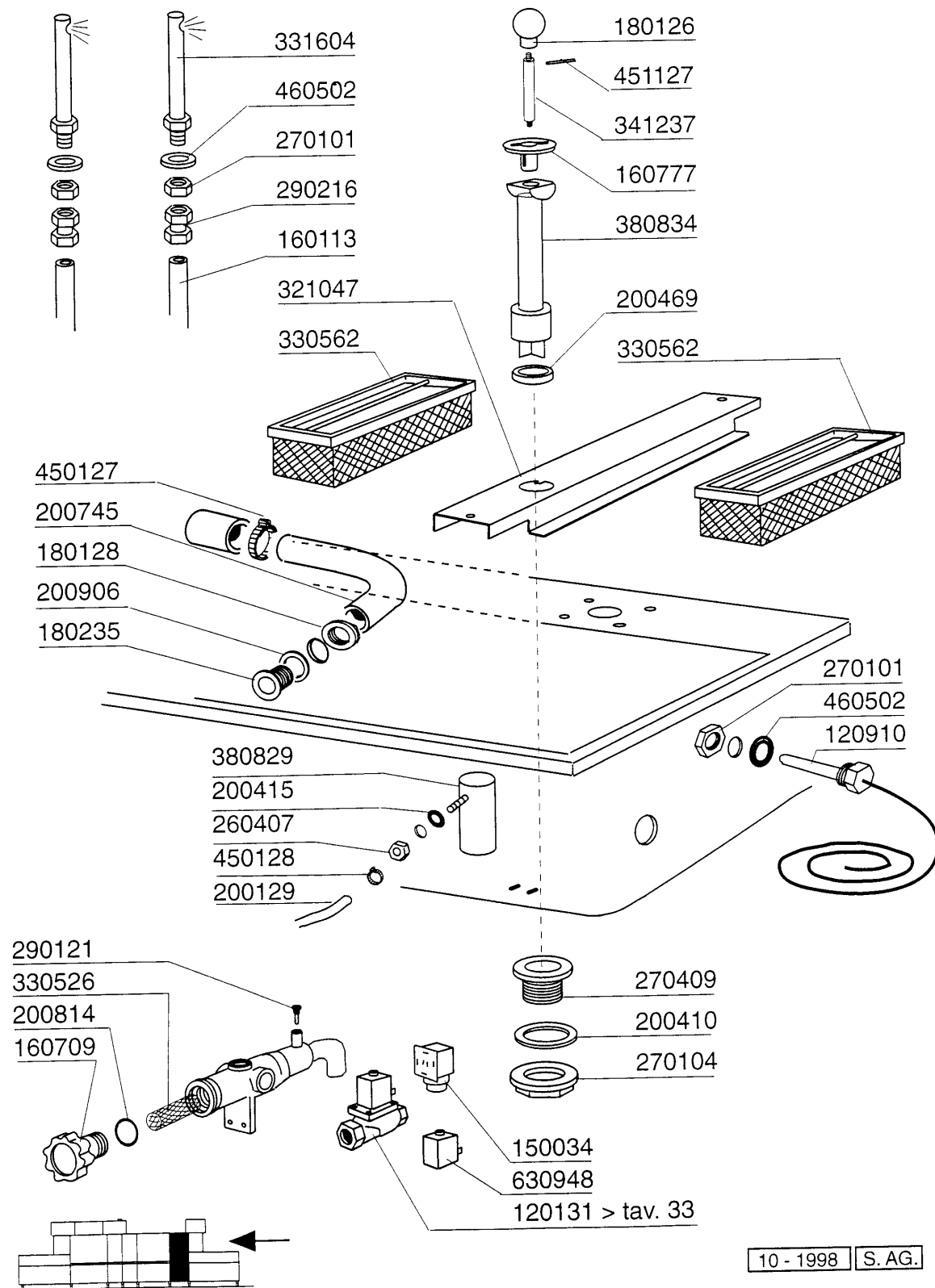
4 - Prewash Column



4 - Prewash Column

CODE	DESCRIPTION
180128	RING NUT 65,4 C140 C85
180236	PUMP SUCTION FOR AC-ACR-C155
190655	BUSH
200315	OUTLET HOSE C34-35
200318	INLET HOSE 64X76 C34 SE
200405	GASKET 110X100X63 IN NEOTEN
200495	GASKET FOR ACR S/S WASH ARM 43
200906	GASKET D.92X66X2
260418	SELF-LOCKING NUT M4
330225	TIE ROD ACR WASH ARM SUPPORT
330937	FLANGE
330979	FLANGE
330980	FLANGE CENTRAL FOR ARM NE-NG
331373	DELIVERY ELBOW PREWASH NE - SH
331374	DELIVERY ELBOW PREWASH N
331814	BRACKET FOR FILTER C95-C155
332007	PUMP FILTER NE
420227	WASH ARM NE
450109	CLAMP 50-65
450119	CLAMP FE ZN. 58-75 H=12,2

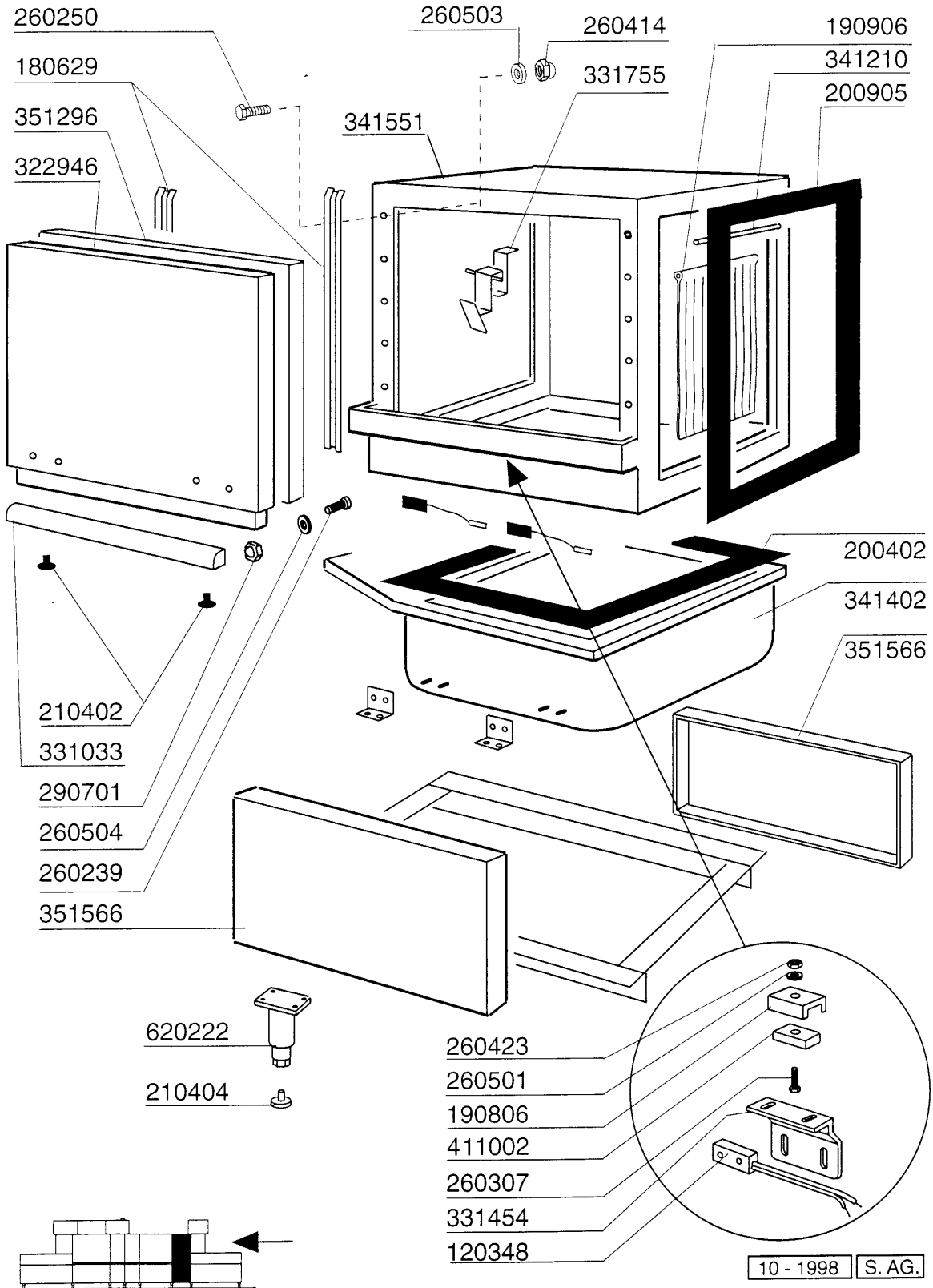
5 - Prewash Tank



5 - Prewash Tank

CODE	DESCRIPTION
120131	SOLE. L182Q31-ZB10A 1/2"24V
120910	ELECTRONIC TOUCH PAD CONTROLS
150034	CONNec.F.SOLEN.VALVE 122.09.N
160113	TUBE IN POL. RETIC. 12 EST
160709	KNOB OF MANIFOLD F. SOLEN. VAL
160777	OVERFLOW PIPE PLUG PREWASH AC-
180126	HANDLE F.OVERFLOW PIPE SNL
180128	RING NUT 65,4 C140 C85
180235	PUMP SUCTION C85-140
200129	HOSE 5X11 FOR PRESSURE SWITCH
200410	DRAIN OUTL.WASH.1 1/2"65X47X2
200415	AIR TRAP GASKET -F2 18,5X10X3
200469	STAND PIPE O RING 45X35,5X7
200745	INLET HOSE WASH. SNL
200814	O-RING 34,52X41,58X3,53
200906	GASKET D.92X66X2
260407	STAINLESS STEEL NUTS D10 UNI 5
270101	HEXAGON LOCK NUT 1/2"
270104	LOCK NUT 1" 1/2
270409	DRAIN OUTLET AC-ACR
290121	BRASS PLUG 1/8"
290216	HOSE CLAMPS STRAIGHT 12X1/2"
321047	GUIDE
330526	FILTERS 22X28 SOLENOID V.MANIF
330562	FILTER DRAWER PRE-WASH.NE
331604	TANK FILL HOSE
341237	SPACER OF OVERFLOW PIPE S2900
380829	ST/ST AIR CHAMBER FOR NG-NE
380834	OVERFLOW PIPE
450127	CLAMP FE ZN. 68-85 H=12,2
450128	CLAMP
451127	ELASTIC PIN 5X34
460502	GASKET 30X21X2
630948	COIL Z610A 24V 50/60-L180V01

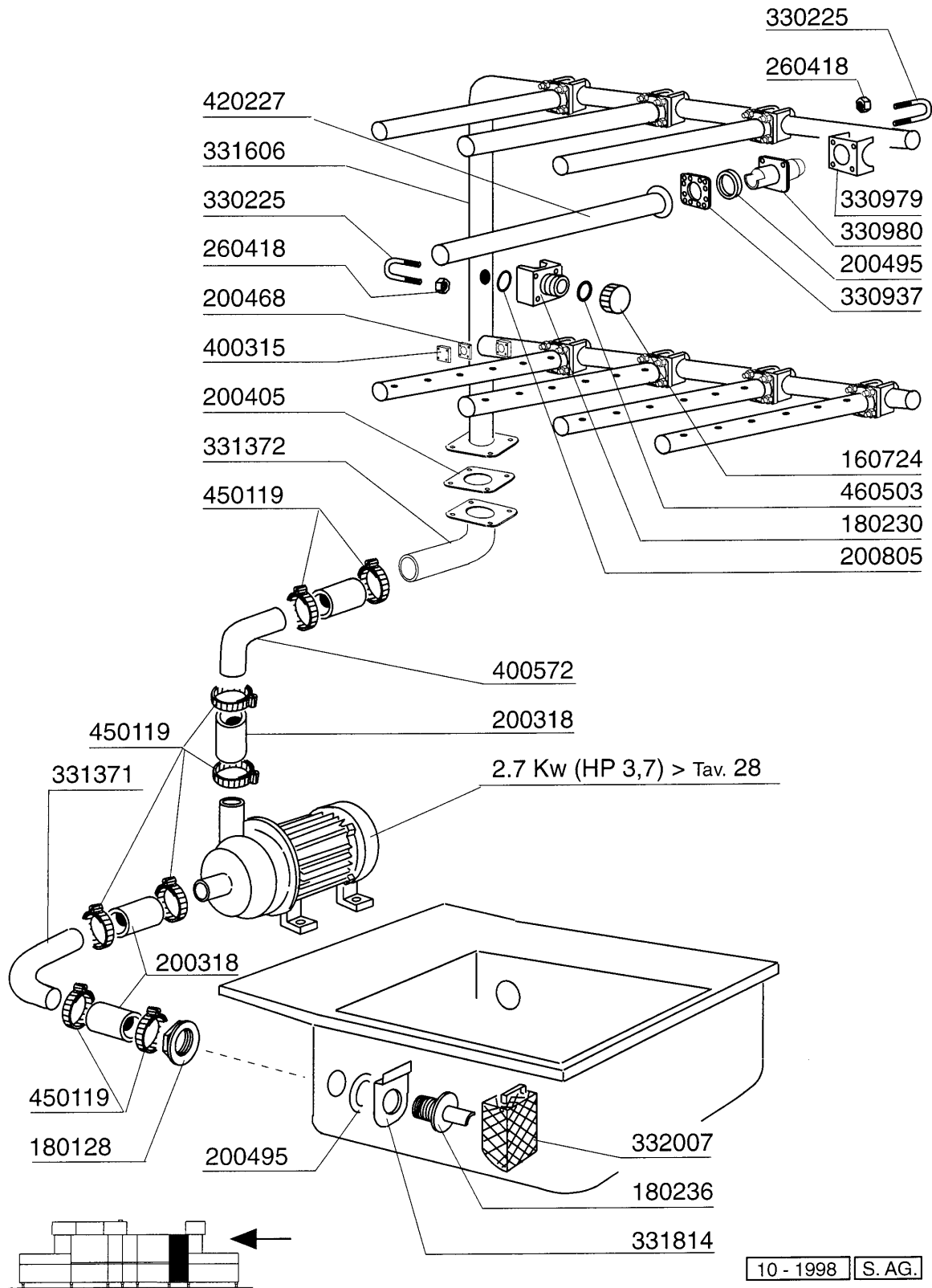
6 - Prewash Hood



6 - Prewash Hood

CODE	DESCRIPTION
120348	MAGN.SWITCH (N.O.)
180629	DOUBLE SKINNED DOOR RUNNER -NE
190806	MAGNET HOUSING
190906	CURTAIN IN/OUT 620X480
200402	SELF-ADHES.RUBB.SPONGE STRIPS
200905	SELFADHESIVE GASKET 4X35
210402	PAD FOR DOOR 15-149
210404	BLACK RUBBER FOOT S90 NE SE
260239	SPECIAL S/S TB-SCREWS M6X20
260250	SCREW TB 5X20
260307	SCREW TSP 3X20
260414	SELF-LOCKING NUT M5
260423	SELF-LOCKING NUT M3
260501	STAINL.STEEL FLAT WASHER D3 UN
260503	STAINL.STEEL FLAT WASHER D5 UN
260504	ST/ST FLAT WASHER D6
290701	HEXAGON BLIND NUTS GM H12
322946	DOOR NE LAV.1000
331033	1000MM DOOR HANDLE NE D.SKINNE
331454	MICRO SWITCH BRACKET
331755	HOOK FOR DOOR SUPPORT
341210	CURTAIN SHAFTS N 2S GM
341402	HOOD R50 USA
341551	INSULATED HOOD F.WASH 1000MM N
351296	INSULATED PANEL 1000MM
351566	BACK PANEL 1000MM NE
411002	PERMANENT MAGNET 24X12
620222	COMPLETE ALUMINIUM LEGS

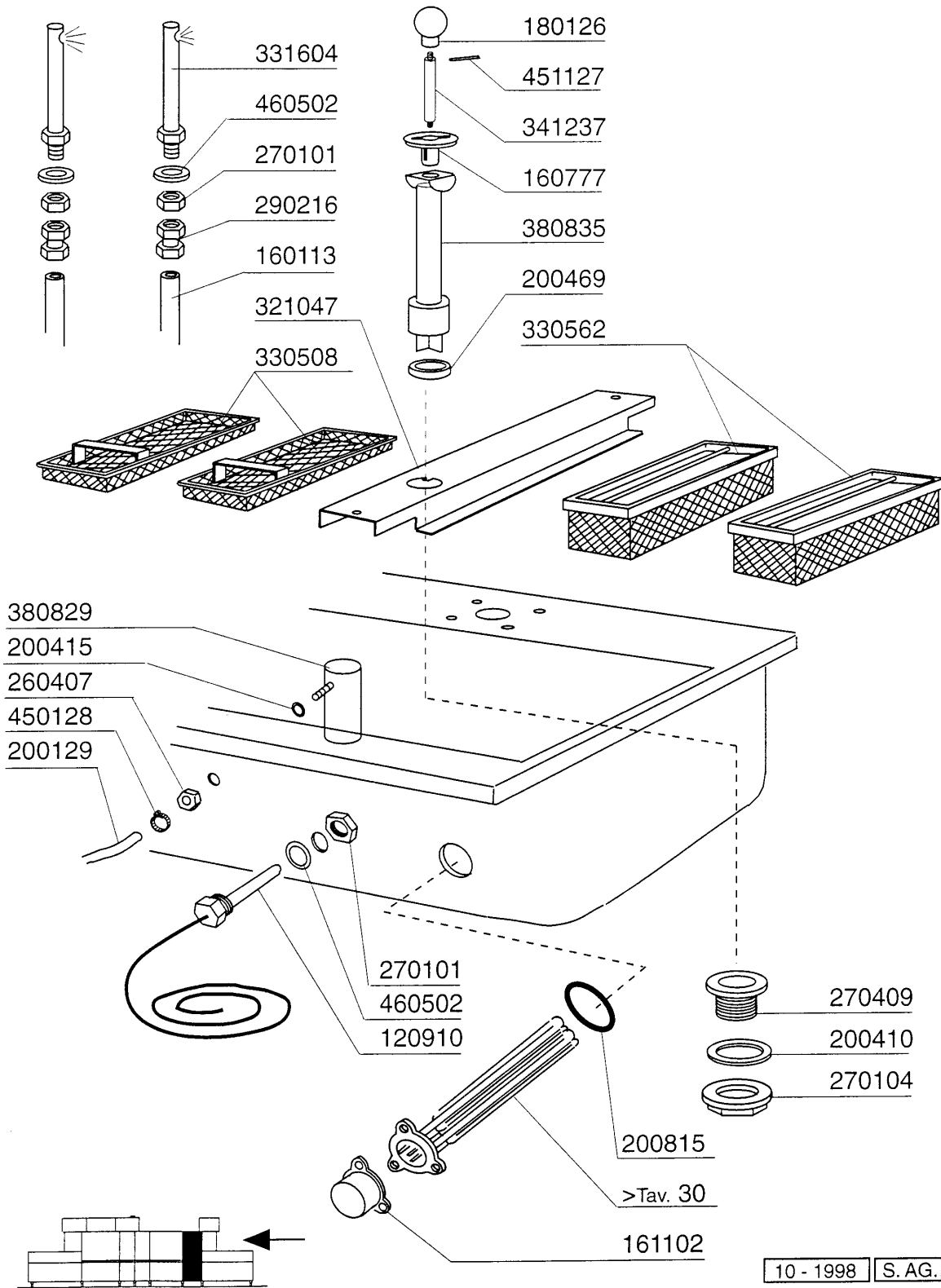
7 - Prewash Column



10 - 1998 S. AG.

7 - Prewash Column

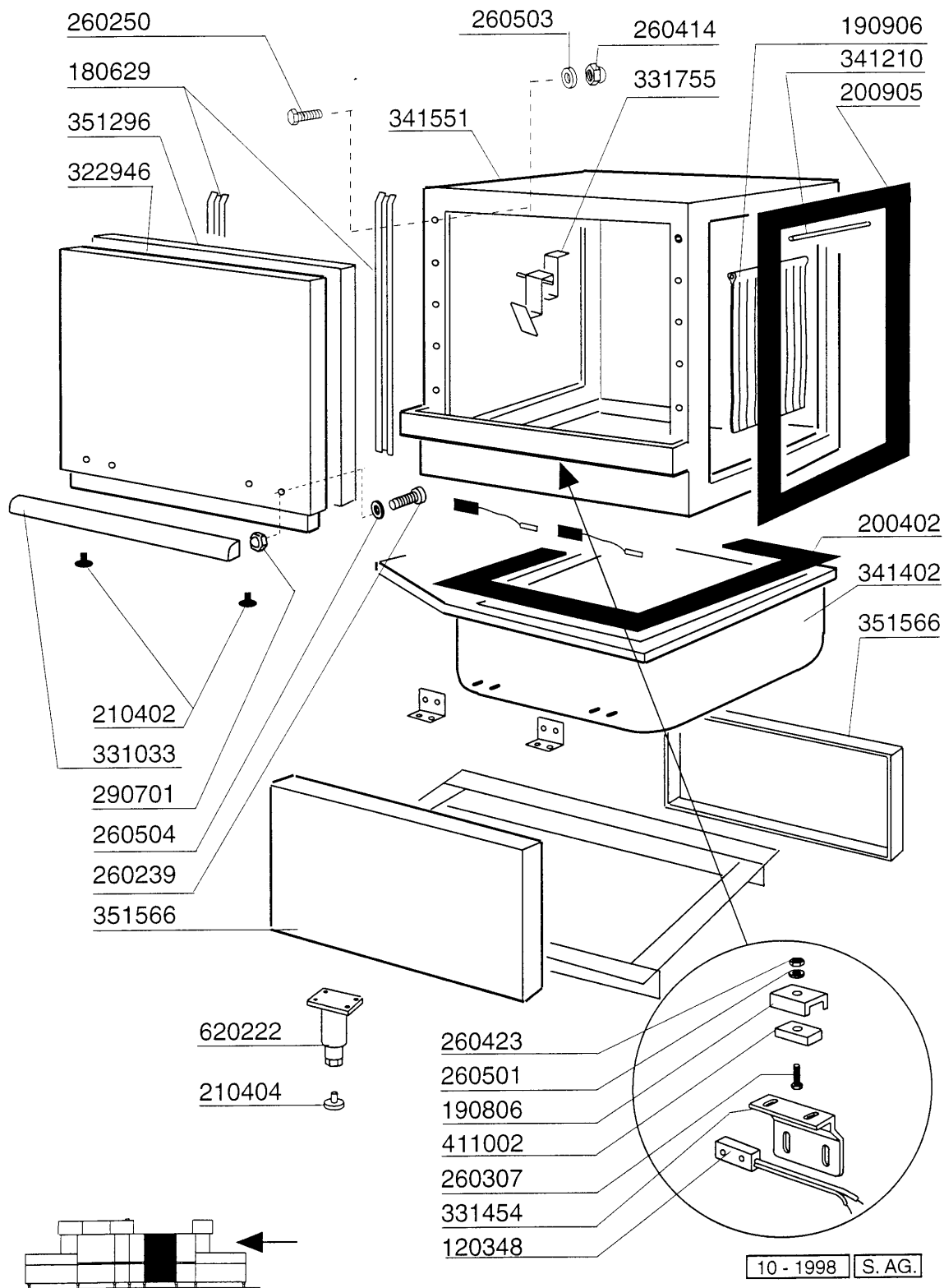
CODE	DESCRIPTION
160724	PLUG F. WASH ARM S90
180128	RING NUT 65,4 C140 C85
180230	FLANGE F. CLOSING WASH COLUMN
180236	PUMP SUCTION FOR AC-ACR-C155
200318	INLET HOSE 64X76 C34 SE
200405	GASKET 110X100X63 IN NEOTEN
200468	GASKET 70X70X3 NEOTEN NE
200495	GASKET FOR ACR S/S WASH ARM 43
200805	OR GASKET 2,62X28,24X33,48
260418	SELF-LOCKING NUT M4
330225	TIE ROD ACR WASH ARM SUPPORT
330937	FLANGE
330979	FLANGE
330980	FLANGE CENTRAL FOR ARM NE-NG
331371	N WASH INLET ELBOW
331372	DELIVERY ELBOW N - LEFT
331606	WASH ASSEMBLY NE XL
331814	BRACKET FOR FILTER C95-C155
332007	PUMP FILTER NE
400315	FLANGE FOR PIPE ASSY. C95-C155
400572	INLET TUBE WASHING S 3ØSER.
420227	WASH ARM NE
450119	CLAMP FE ZN. 58-75 H=12,2
460503	SEALING WASHER 38X27X2(3/4)



10 - 1998 S. AG.

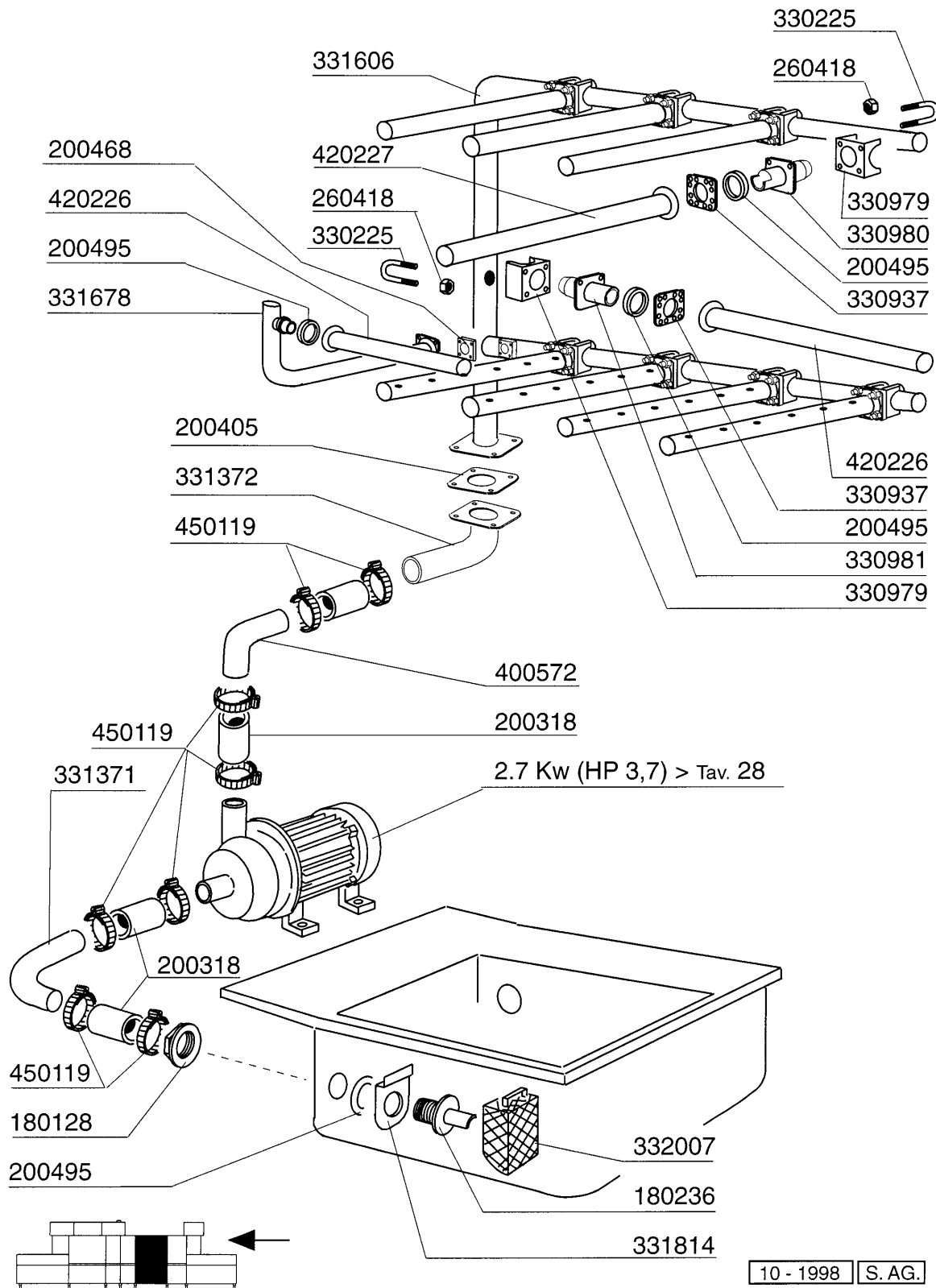
8 - Prewash Tank

CODE	DESCRIPTION
120910	ELECTRONIC TOUCH PAD CONTROLS
160113	TUBE IN POL. RETIC. 12 EST
160777	OVERFLOW PIPE PLUG PREWASH AC-
161102	ELEMENT COVER MOPL.
180126	HANDLE F.OVERFLOW PIPE SNL
200129	HOSE 5X11 FOR PRESSURE SWITCH
200410	DRAIN OUTL.WASH.1 1/2"65X47X2
200415	AIR TRAP GASKET -F2 18,5X10X3
200469	STAND PIPE O RING 45X35,5X7
200815	O-RING F. HEAT.ELEM.
260407	STAINLESS STEEL NUTS D10 UNI 5
270101	HEXAGON LOCK NUT 1/2"
270104	LOCK NUT 1" 1/2
270409	DRAIN OUTLET AC-ACR
290216	HOSE CLAMPS STRAIGHT 12X1/2"
321047	GUIDE
330508	FILTER FOR WASHING + ECORINSE
330562	FILTER DRAWER PRE-WASH.NE
331604	TANK FILL HOSE
341237	SPACER OF OVERFLOW PIPE S2900
380829	ST/ST AIR CHAMBER FOR NG-NE
380835	OVERFLOW PIPE MM.280
450128	CLAMP
451127	ELASTIC PIN 5X34
460502	GASKET 30X21X2



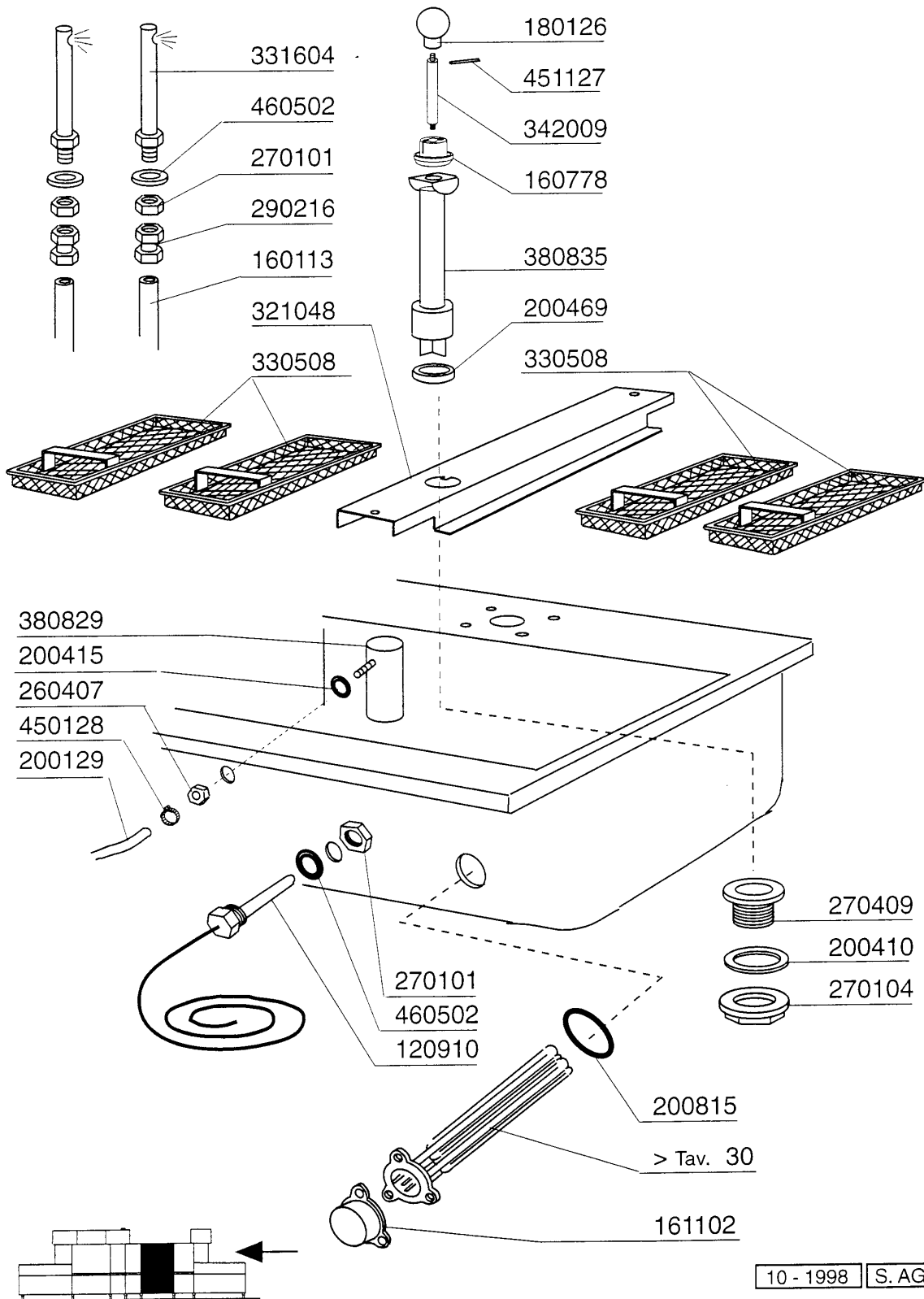
9 - Wash Hood

CODE	DESCRIPTION
120348	MAGN.SWITCH (N.O.)
180629	DOUBLE SKINNED DOOR RUNNER -NE
190806	MAGNET HOUSING
190906	CURTAIN IN/OUT 620X480
200402	SELF-ADHES.RUBB.SPONGE STRIPS
200905	SELFADHESIVE GASKET 4X35
210402	PAD FOR DOOR 15-149
210404	BLACK RUBBER FOOT S90 NE SE
260239	SPECIAL S/S TB-SCREWS M6X20
260250	SCREW TB 5X20
260307	SCREW TSP 3X20
260414	SELF-LOCKING NUT M5
260423	SELF-LOCKING NUT M3
260501	STAINL.STEEL FLAT WASHER D3 UN
260503	STAINL.STEEL FLAT WASHER D5 UN
260504	ST/ST FLAT WASHER D6
290701	HEXAGON BLIND NUTS GM H12
322946	DOOR NE LAV.1000
331033	1000MM DOOR HANDLE NE D.SKINNE
331454	MICRO SWITCH BRACKET
331755	HOOK FOR DOOR SUPPORT
341210	CURTAIN SHAFTS N 2S GM
341402	HOOD R50 USA
341551	INSULATED HOOD F.WASH 1000MM N
351296	INSULATED PANEL 1000MM
351566	BACK PANEL 1000MM NE
411002	PERMANENT MAGNET 24X12
620222	COMPLETE ALUMINIUM LEGS



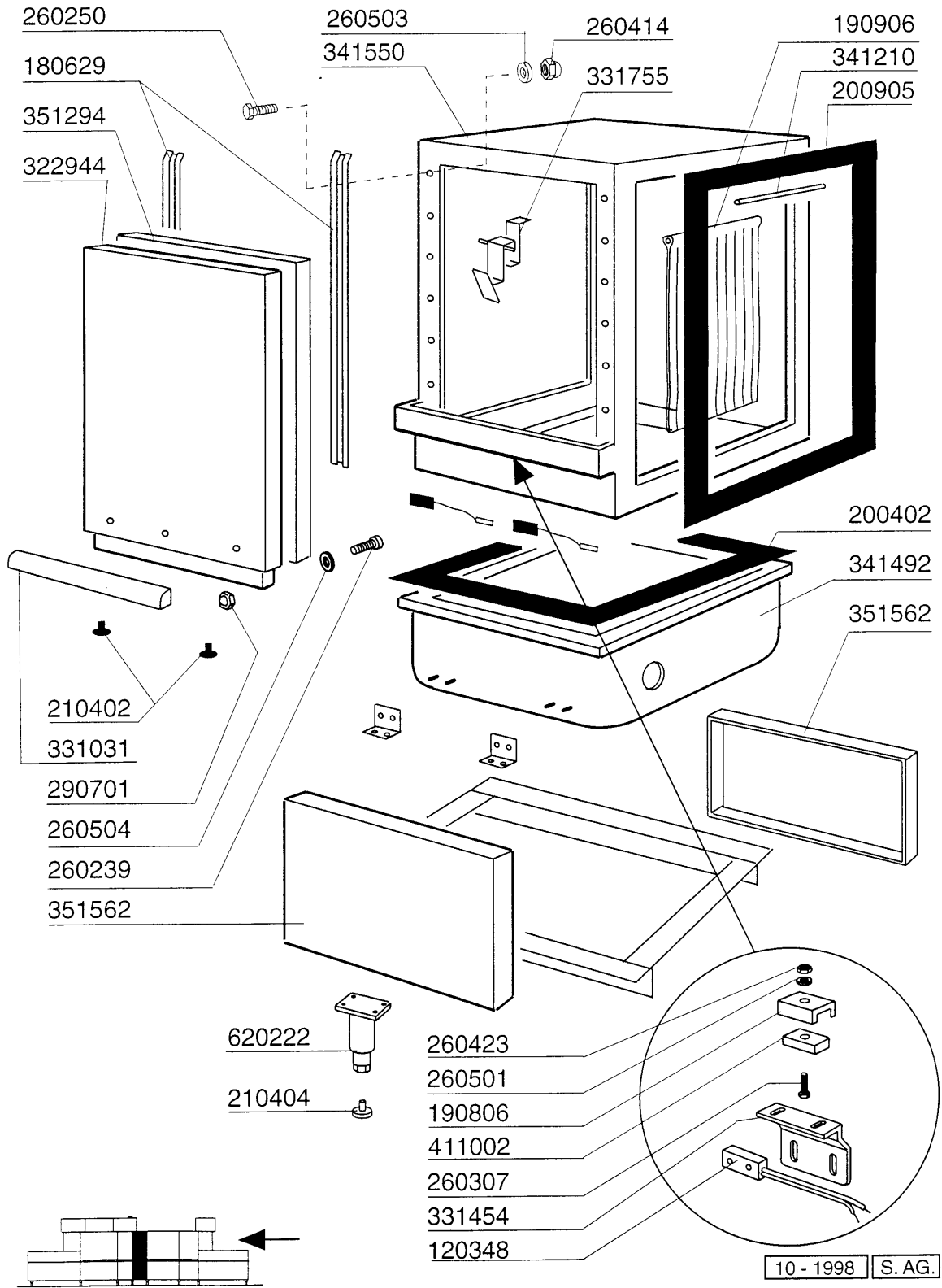
10 - Wash Column

CODE	DESCRIPTION
180128	RING NUT 65,4 C140 C85
180236	PUMP SUCTION FOR AC-ACR-C155
200318	INLET HOSE 64X76 C34 SE
200405	GASKET 110X100X63 IN NEOTEN
200468	GASKET 70X70X3 NEOTEN NE
200495	GASKET FOR ACR S/S WASH ARM 43
260418	SELF-LOCKING NUT M4
330225	TIE ROD ACR WASH ARM SUPPORT
330937	FLANGE
330979	FLANGE
330980	FLANGE CENTRAL FOR ARM NE-NG
330981	FIXING FOR ARM NE-NG
331371	N WASH INLET ELBOW
331372	DELIVERY ELBOW N - LEFT
331606	WASH ASSEMBLY NE XL
331678	SIDE ARM HOSE NE
331814	BRACKET FOR FILTER C95-C155
332007	PUMP FILTER NE
400572	INLET TUBE WASHING S 3ØSER.
420226	SIDE WASH ARM NE
420227	WASH ARM NE
450119	CLAMP FE ZN. 58-75 H=12,2



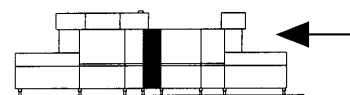
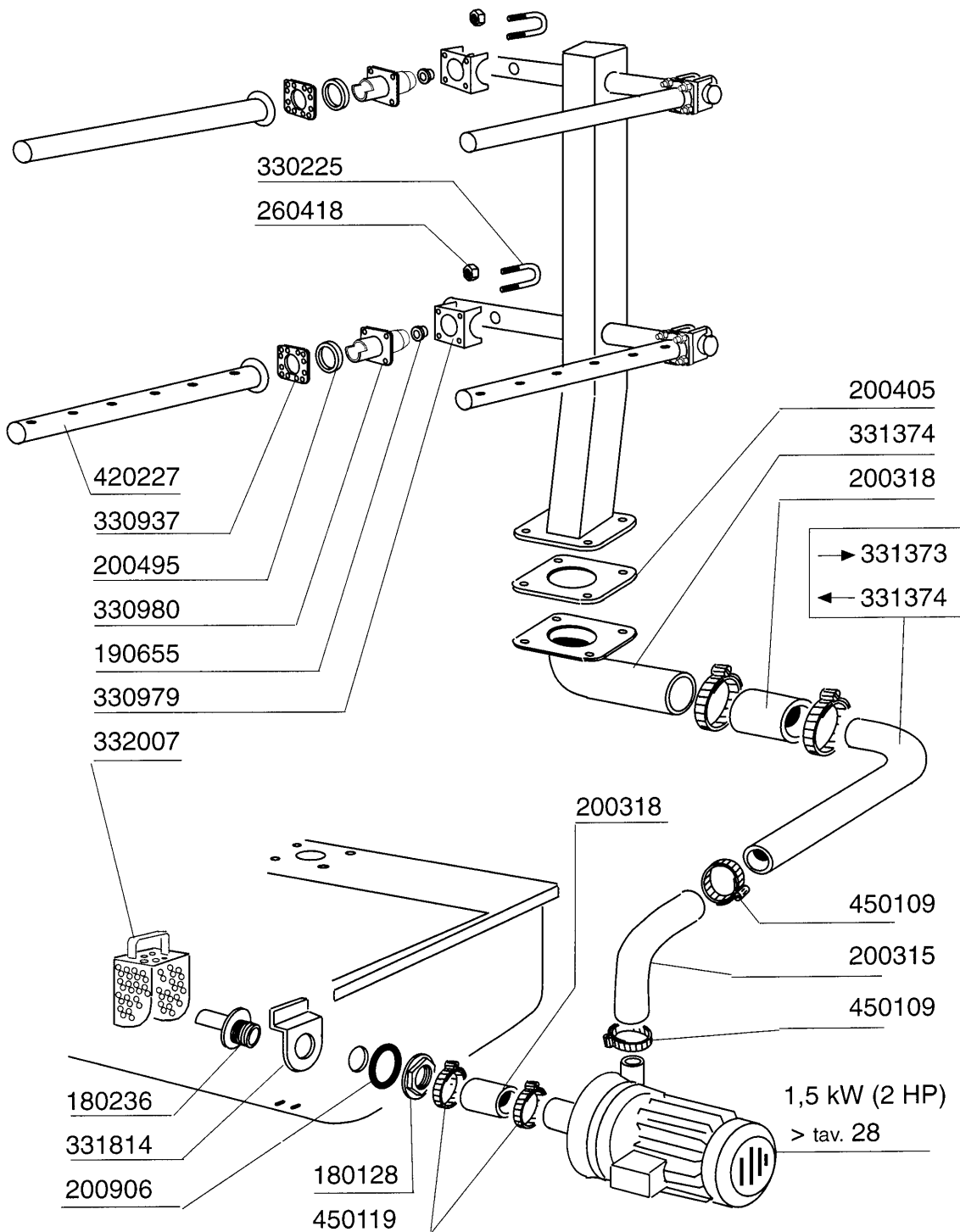
11 - Wash tank

CODE	DESCRIPTION
120910	ELECTRONIC TOUCH PAD CONTROLS
160113	TUBE IN POL. RETIC. 12 EST
160778	PLUG FOR WASH TANK OVERFLOW PI
161102	ELEMENT COVER MOPL.
180126	HANDLE F.OVERFLOW PIPE SNL
200129	HOSE 5X11 FOR PRESSURE SWITCH
200410	DRAIN OUTL.WASH.1 1/2"65X47X2
200415	AIR TRAP GASKET -F2 18,5X10X3
200469	STAND PIPE O RING 45X35,5X7
200815	O-RING F. HEAT.ELEM.
260407	STAINLESS STEEL NUTS D10 UNI 5
270101	HEXAGON LOCK NUT 1/2"
270104	LOCK NUT 1" 1/2
270409	DRAIN OUTLET AC-ACR
290216	HOSE CLAMPS STRAIGHT 12X1/2"
321048	GUIDE
330508	FILTER FOR WASHING + ECORINSE
331604	TANK FILL HOSE
342009	OVERFLOW SPACER WASH TANK AC-A
380829	ST/ST AIR CHAMBER FOR NG-NE
380835	OVERFLOW PIPE MM.280
450128	CLAMP
451127	ELASTIC PIN 5X34
460502	GASKET 30X21X2



12 - Wash Hood

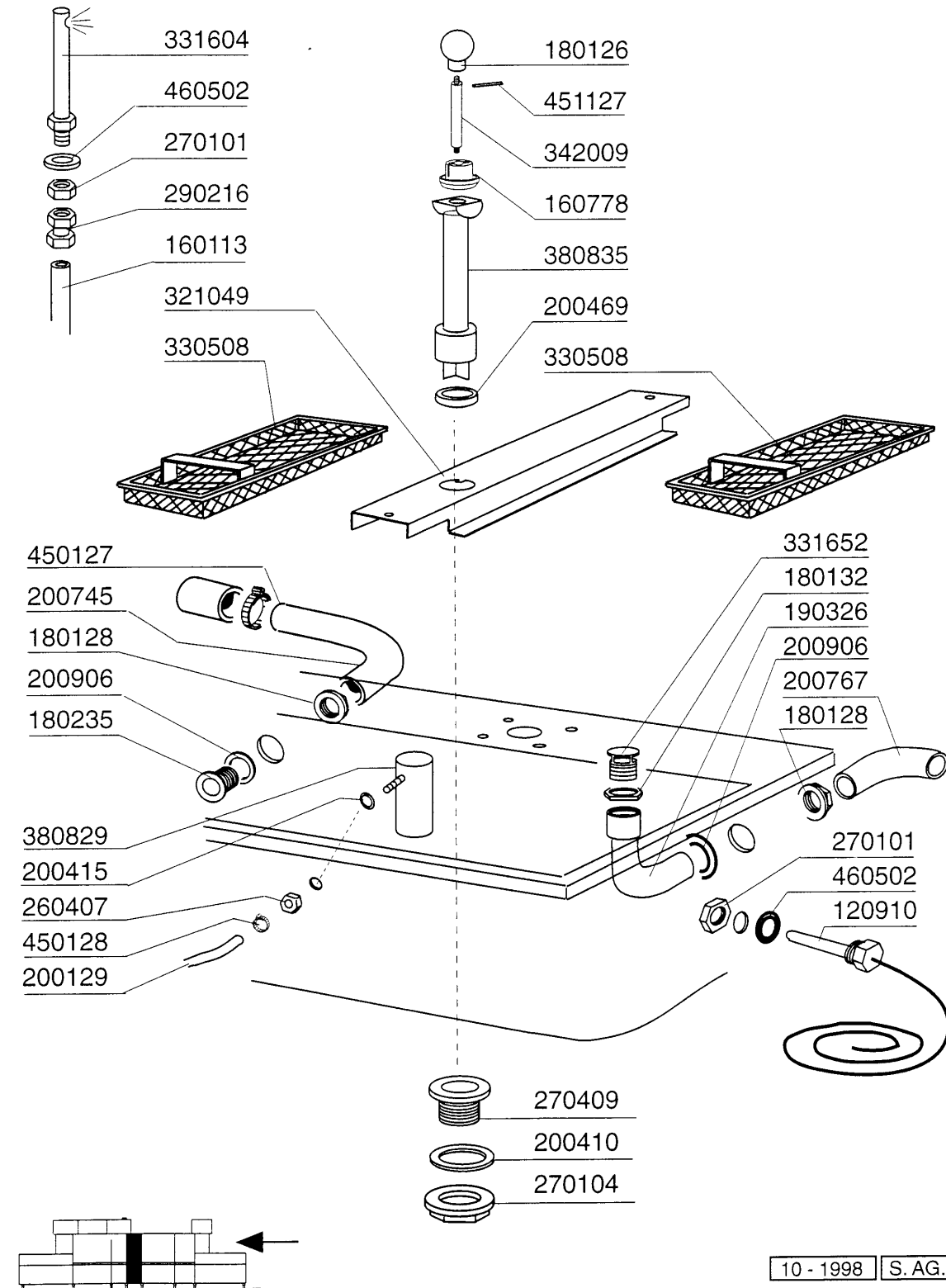
CODE	DESCRIPTION
120348	MAGN.SWITCH (N.O.)
180629	DOUBLE SKINNED DOOR RUNNER -NE
190806	MAGNET HOUSING
190906	CURTAIN IN/OUT 620X480
200402	SELF-ADHES.RUBB.SPONGE STRIPS
200905	SELFADHESIVE GASKET 4X35
210402	PAD FOR DOOR 15-149
210404	BLACK RUBBER FOOT S90 NE SE
260239	SPECIAL S/S TB-SCREWS M6X20
260250	SCREW TB 5X20
260307	SCREW TSP 3X20
260414	SELF-LOCKING NUT M5
260423	SELF-LOCKING NUT M3
260501	STAINL.STEEL FLAT WASHER D3 UN
260503	STAINL.STEEL FLAT WASHER D5 UN
260504	ST/ST FLAT WASHER D6
290701	HEXAGON BLIND NUTS GM H12
322944	DOOR NE 600
331031	600MM DOOR HANDLE ACR/NE D.SKI
331454	MICRO SWITCH BRACKET
331755	HOOK FOR DOOR SUPPORT
341210	CURTAIN SHAFTS N 2S GM
341492	PREWASH/PRERINSE TANK NE
341550	HOOD
351294	INSULATED PANEL
351562	PANEL
411002	PERMANENT MAGNET 24X12
620222	COMPLETE ALUMINIUM LEGS



10 - 1998 | S. A. G.

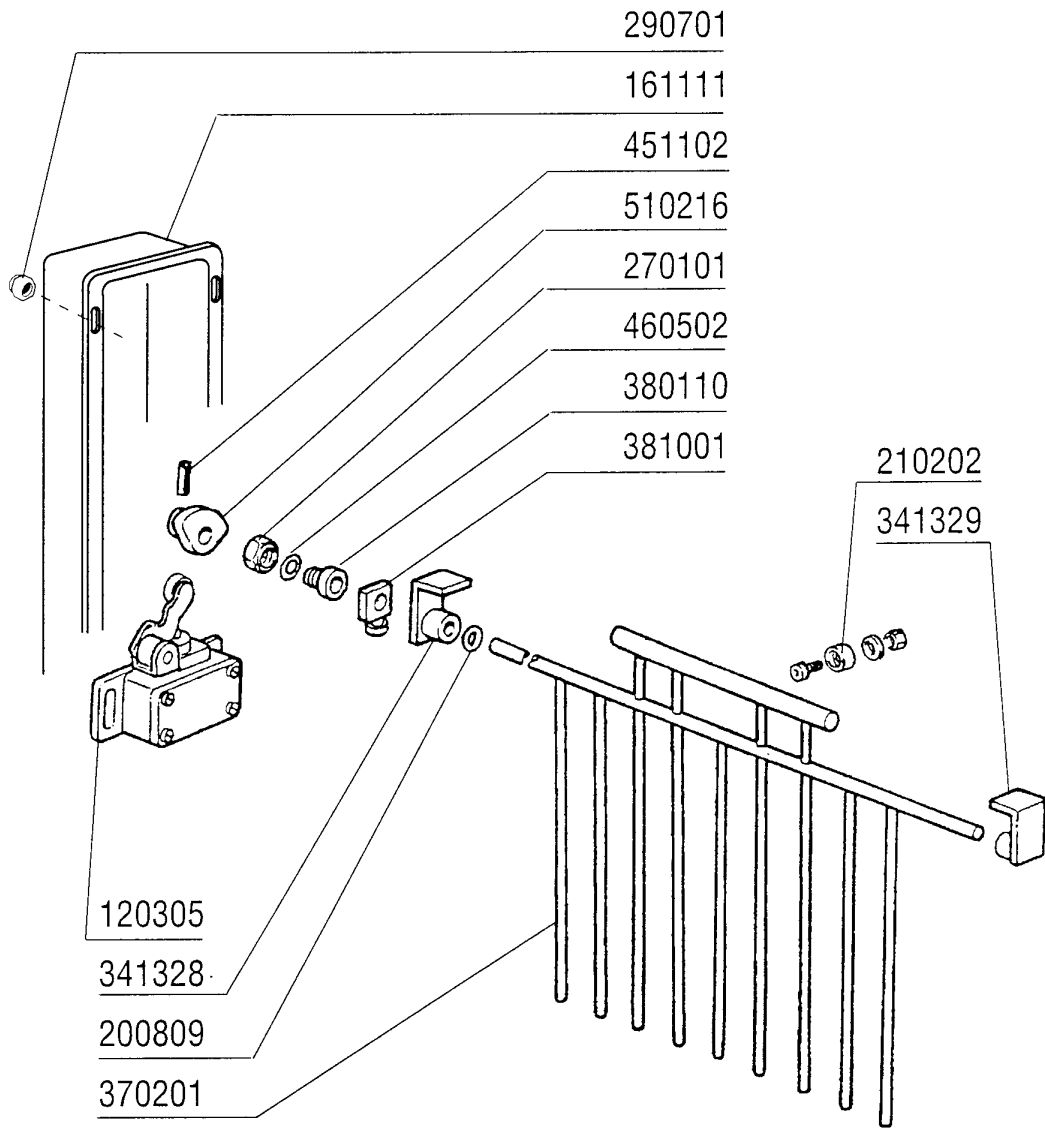
13 - Wash Column

CODE	DESCRIPTION
180128	RING NUT 65,4 C140 C85
180236	PUMP SUCTION FOR AC-ACR-C155
190655	BUSH
200315	OUTLET HOSE C34-35
200318	INLET HOSE 64X76 C34 SE
200405	GASKET 110X100X63 IN NEOTEN
200495	GASKET FOR ACR S/S WASH ARM 43
200906	GASKET D.92X66X2
260418	SELF-LOCKING NUT M4
330225	TIE ROD ACR WASH ARM SUPPORT
330937	FLANGE
330979	FLANGE
330980	FLANGE CENTRAL FOR ARM NE-NG
331373	DELIVERY ELBOW PREWASH NE - SH
331374	DELIVERY ELBOW PREWASH N
331814	BRACKET FOR FILTER C95-C155
332007	PUMP FILTER NE
420227	WASH ARM NE
450109	CLAMP 50-65
450119	CLAMP FE ZN. 58-75 H=12,2



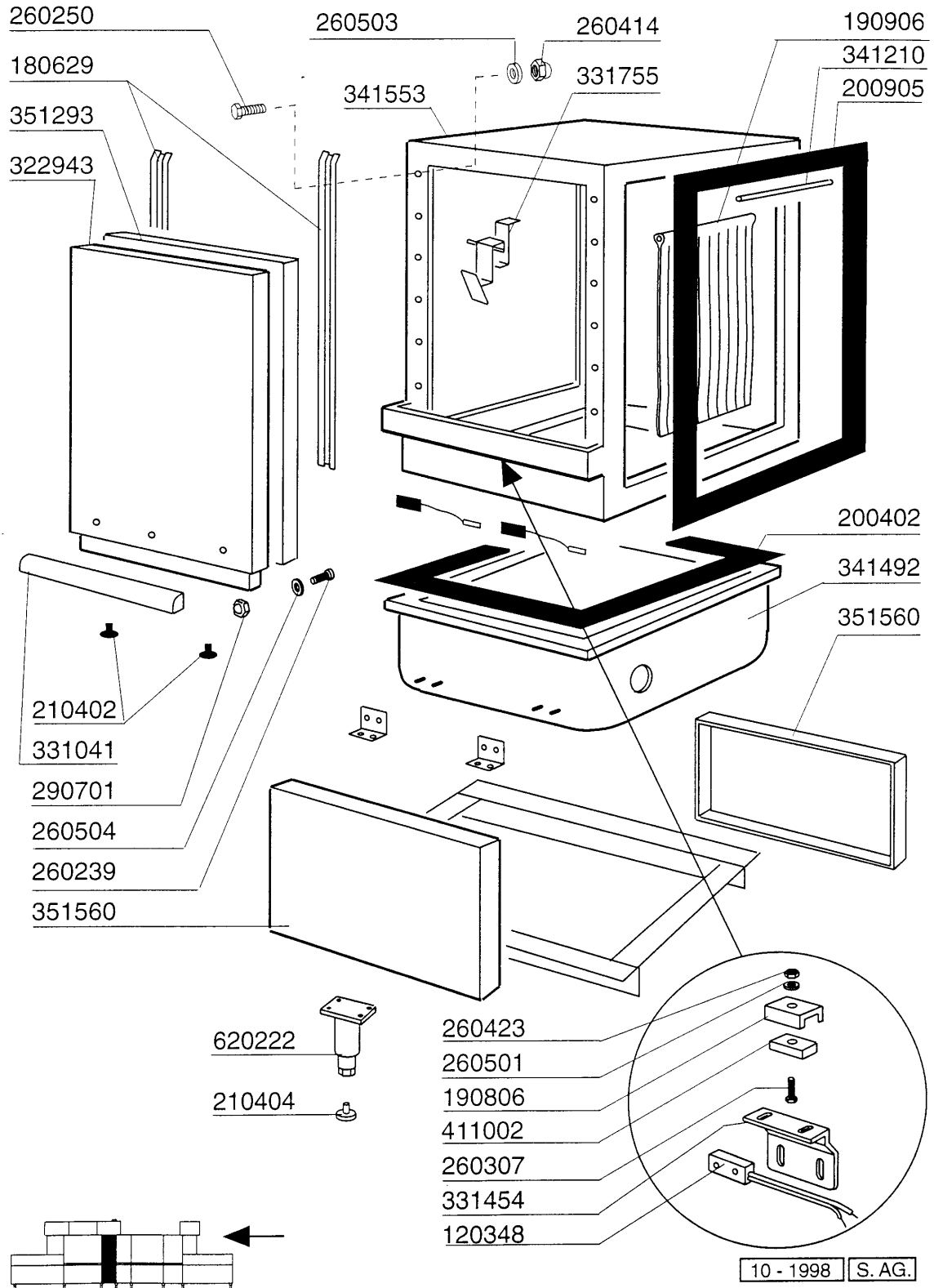
14 - Wash tank

CODE	DESCRIPTION
120910	ELECTRONIC TOUCH PAD CONTROLS
160113	TUBE IN POL. RETIC. 12 EST
160778	PLUG FOR WASH TANK OVERFLOW PI
180126	HANDLE F.OVERFLOW PIPE SNL
180128	RING NUT 65,4 C140 C85
180132	LOCK NUT 2" FOR OVERFLOW AC-AC
180235	PUMP SUCTION C85-140
190326	ELBOW FOR OVERFLOW AC-ACR
200129	HOSE 5X11 FOR PRESSURE SWITCH
200410	DRAIN OUTL.WASH.1 1/2"65X47X2
200415	AIR TRAP GASKET -F2 18,5X10X3
200469	STAND PIPE O RING 45X35,5X7
200745	INLET HOSE WASH. SNL
200767	OUTLET HOSE WASH ACR
200906	GASKET D.92X66X2
260407	STAINLESS STEEL NUTS D10 UNI 5
270101	HEXAGON LOCK NUT 1/2"
270104	LOCK NUT 1" 1/2
270409	DRAIN OUTLET AC-ACR
290216	HOSE CLAMPS STRAIGHT 12X1/2"
321049	CROSS PART F.FILTER SUPP.PRERI
330508	FILTER FOR WASHING + ECORINSE
331604	TANK FILL HOSE
331652	ELBOW FOR NE-AC135 OVERFLOW
342009	OVERFLOW SPACER WASH TANK AC-A
380829	ST/ST AIR CHAMBER FOR NG-NE
380835	OVERFLOW PIPE MM.280
450127	CLAMP FE ZN. 68-85 H=12,2
450128	CLAMP
451127	ELASTIC PIN 5X34
460502	GASKET 30X21X2



15 - Economiser

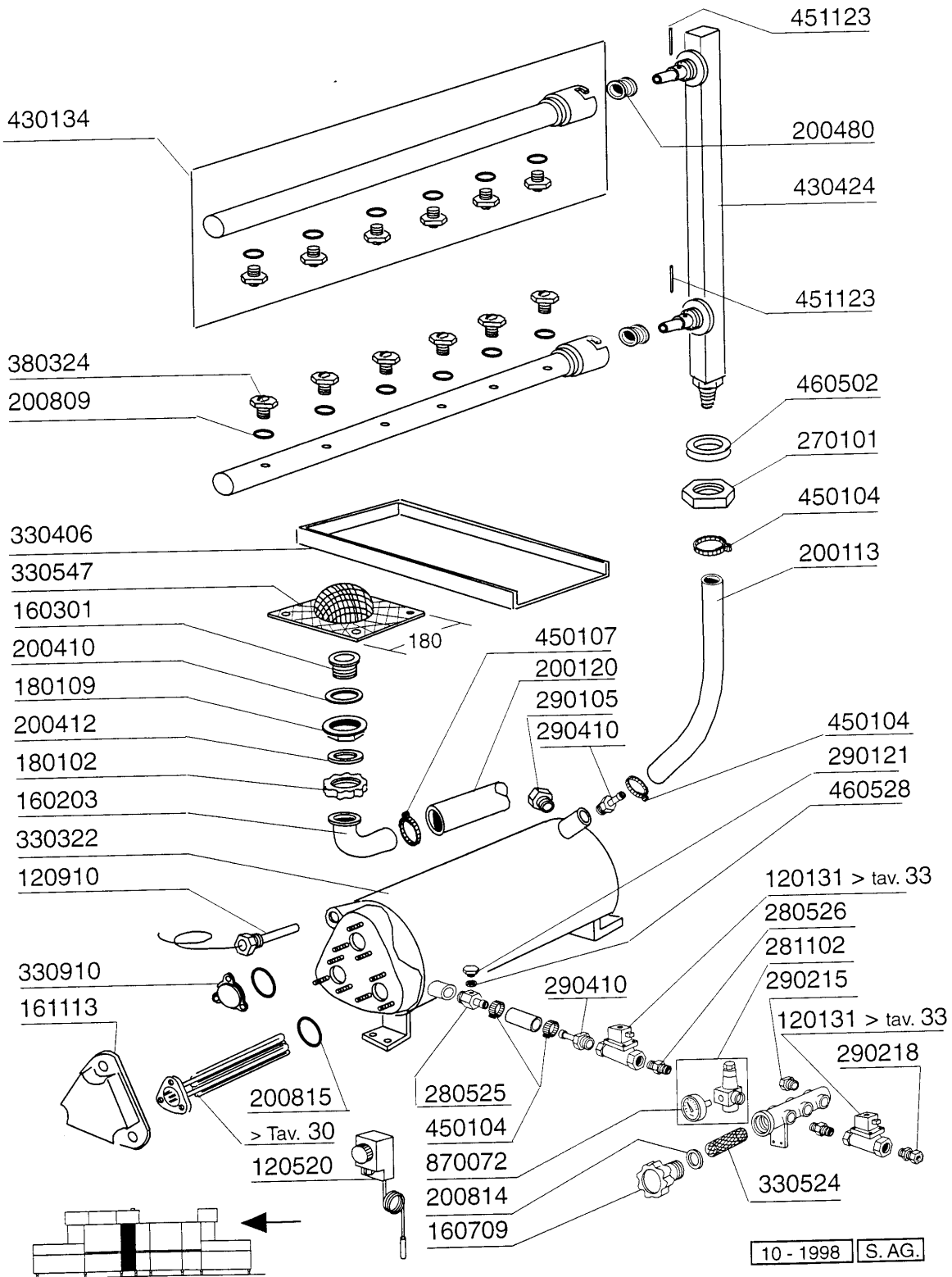
CODE	DESCRIPTION
120305	MICRO SWITCH WITH LEVER
161111	BACK COVER CHANNEL 130 N S2900
200809	OR GASKET 1,78X8,73X12,29
210202	RUBBER FOOT GLASSWASHER
270101	HEXAGON LOCK NUT 1/2"
290701	HEXAGON BLIND NUTS GM H12
341328	SUPPORT (341846)
341329	SUPPORT (341846)
370201	RINSE ECONOMISER GATE N
380110	BRASS BEARING D12 F.ECON.N
381001	LOCKING NUT FOR ECONOMIZER N
451102	RINSE GATE PIN 3X26
460502	GASKET 30X21X2
510216	N RINSE GATE ECCENTRE



16 - Rinse Hood

CODE	DESCRIPTION
120348	MAGN.SWITCH (N.O.)
180629	DOUBLE SKINNED DOOR RUNNER -NE
190806	MAGNET HOUSING
190906	CURTAIN IN/OUT 620X480
200402	SELF-ADHES.RUBB.SPONGE STRIPS
200905	SELFADHESIVE GASKET 4X35
210402	PAD FOR DOOR 15-149
210404	BLACK RUBBER FOOT S90 NE SE
260239	SPECIAL S/S TB-SCREWS M6X20
260250	SCREW TB 5X20
260307	SCREW TSP 3X20
260414	SELF-LOCKING NUT M5
260423	SELF-LOCKING NUT M3
260501	STAINL.STEEL FLAT WASHER D3 UN
260503	STAINL.STEEL FLAT WASHER D5 UN
260504	ST/ST FLAT WASHER D6
290701	HEXAGON BLIND NUTS GM H12
322943	DOOR NE 400
331041	400MM DOOR HANDLE ACR/NE D.SKI
331454	MICRO SWITCH BRACKET
331755	HOOK FOR DOOR SUPPORT
341210	CURTAIN SHAFTS N 2S GM
341492	PREWASH/PRERINSE TANK NE
341553	HOOD
351293	INSULATED PANEL 400MM
351560	BACK PANEL 400MM NE
411002	PERMANENT MAGNET 24X12
620222	COMPLETE ALUMINIUM LEGS

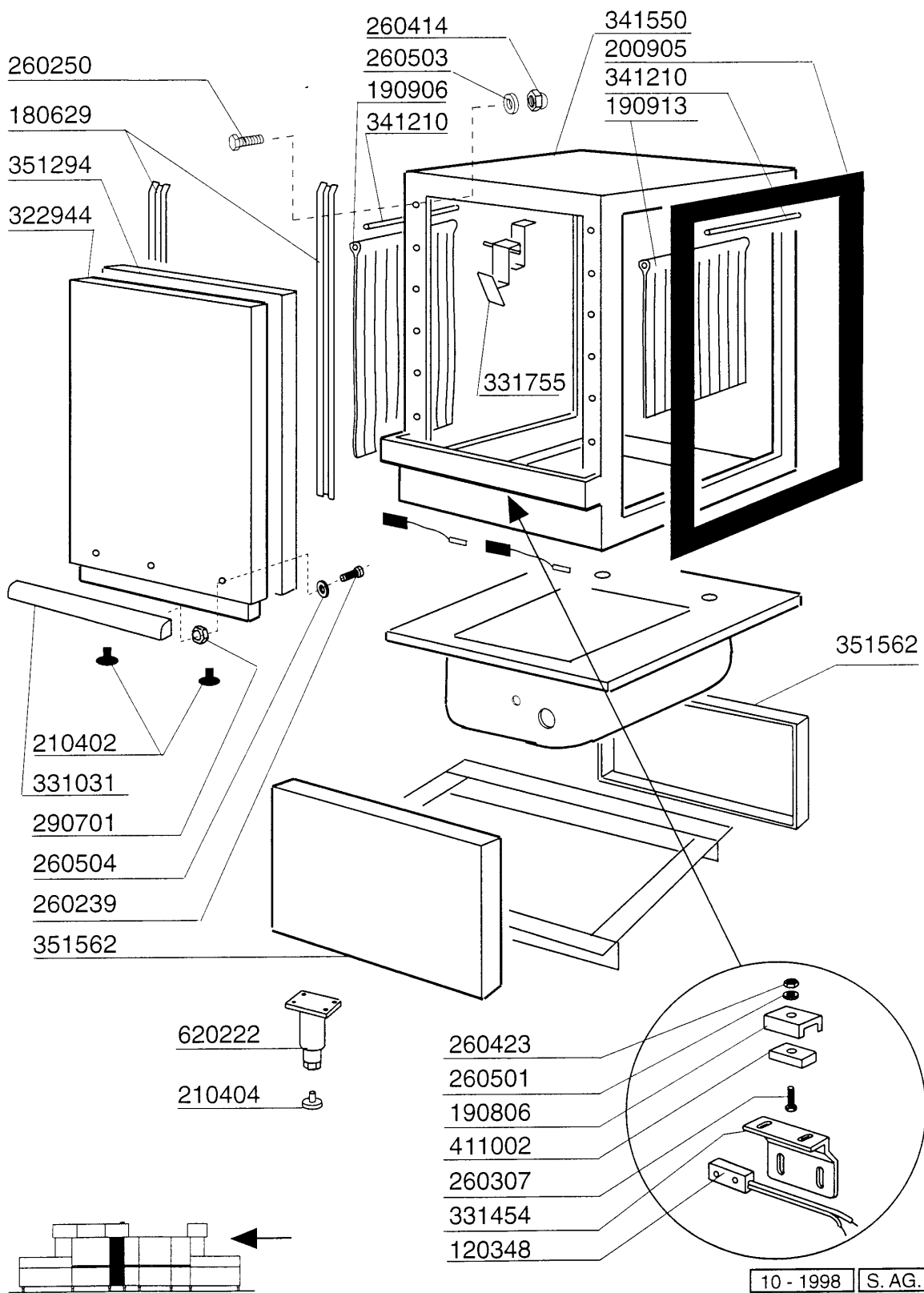
17 - Rinse assembly



10 - 1998 S.A.G.

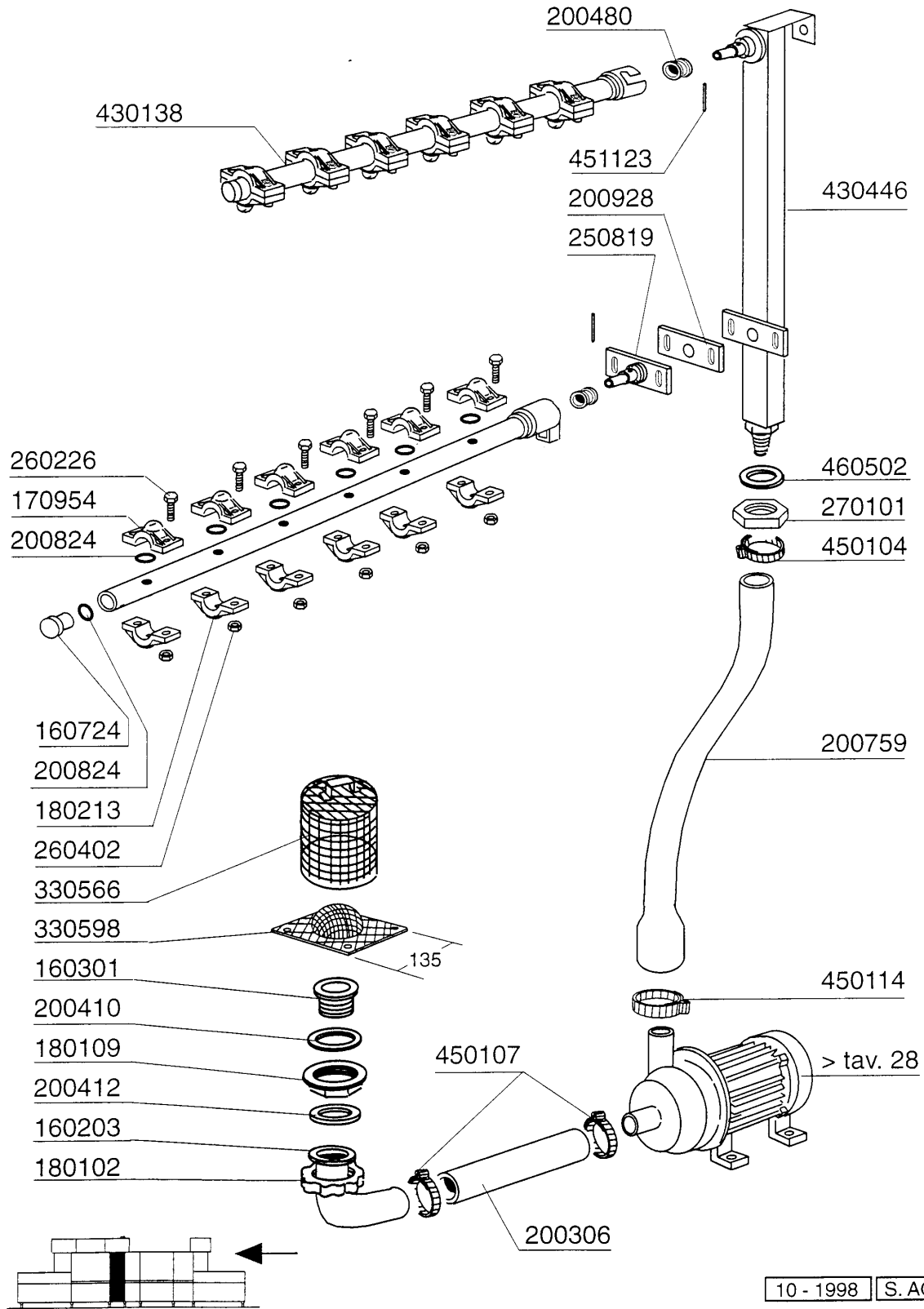
17 - Rinse assembly

CODE	DESCRIPTION
120131	SOLEN. L182Q31-ZB10A 1/2"24V
120520	SECURITY THERMOSTAT 110-130Ø
120910	ELECTRONIC TOUCH PAD CONTROLS
160203	ELBOW 1"1/2 N-S-F-C /DRAIN
160301	DRAIN OUTLET 1"1/2 C-S-N
160709	KNOB OF MANIFOLD F. SOLEN. VAL
161113	ELMENT COVER BLACK
180102	DRAIN PIPE NUT 1"1/2 F45-55
180109	LOCK NUT 1 1/2"
200113	RUBBER HOSE 12 X 22
200120	RUBBER HOSE 35X48
200410	DRAIN OUTL.WASH.1 1/2"65X47X2
200412	GASKET DRAIN 11/2" 45X33X3
200480	GASKET F. RINSE CONNECT.
200809	OR GASKET 1,78X8,73X12,29
200814	O-RING 34,52X41,58X3,53
200815	O-RING F. HEAT.ELEM.
270101	HEXAGON LOCK NUT 1/2"
280525	NIPPLE
280526	CONNECTION 1/2-3/4"
281102	1/2" ADJ VALVE C/W GAUGE TYPE
290105	BRASS-TE-PLUG 1/2"
290121	BRASS PLUG 1/8"
290215	1/2"BSP M/F UNION BRASS
290218	NIPPLE 12X1/2"
290410	NIPPLE 1/2"
330322	INSULATED BOILER D.230 N/S
330406	DEFLECTOR FOR RINSE
330524	SOLENOID VALVE MANIFOLD FILTER
330547	FILTER F.TANK DRAIN NE/NG BTM
330910	FLANGE
380324	RINSE JETS 52,5 80Ø OV1/8"
430134	RINSE ARM WITH CONNECTION NE
430424	RINSE COLUMN NE XL
450104	CLAMP FE ZN H=12,5 15-24
450107	CLAMP FE ZN 38-50 H=12,2
451123	ELASTIC PIN 4X16
460502	GASKET 30X21X2
460528	GASKET 15X10X2 FOR RINSE NIPPE
870072	PRESSURE CAUGE 0-4 ATM



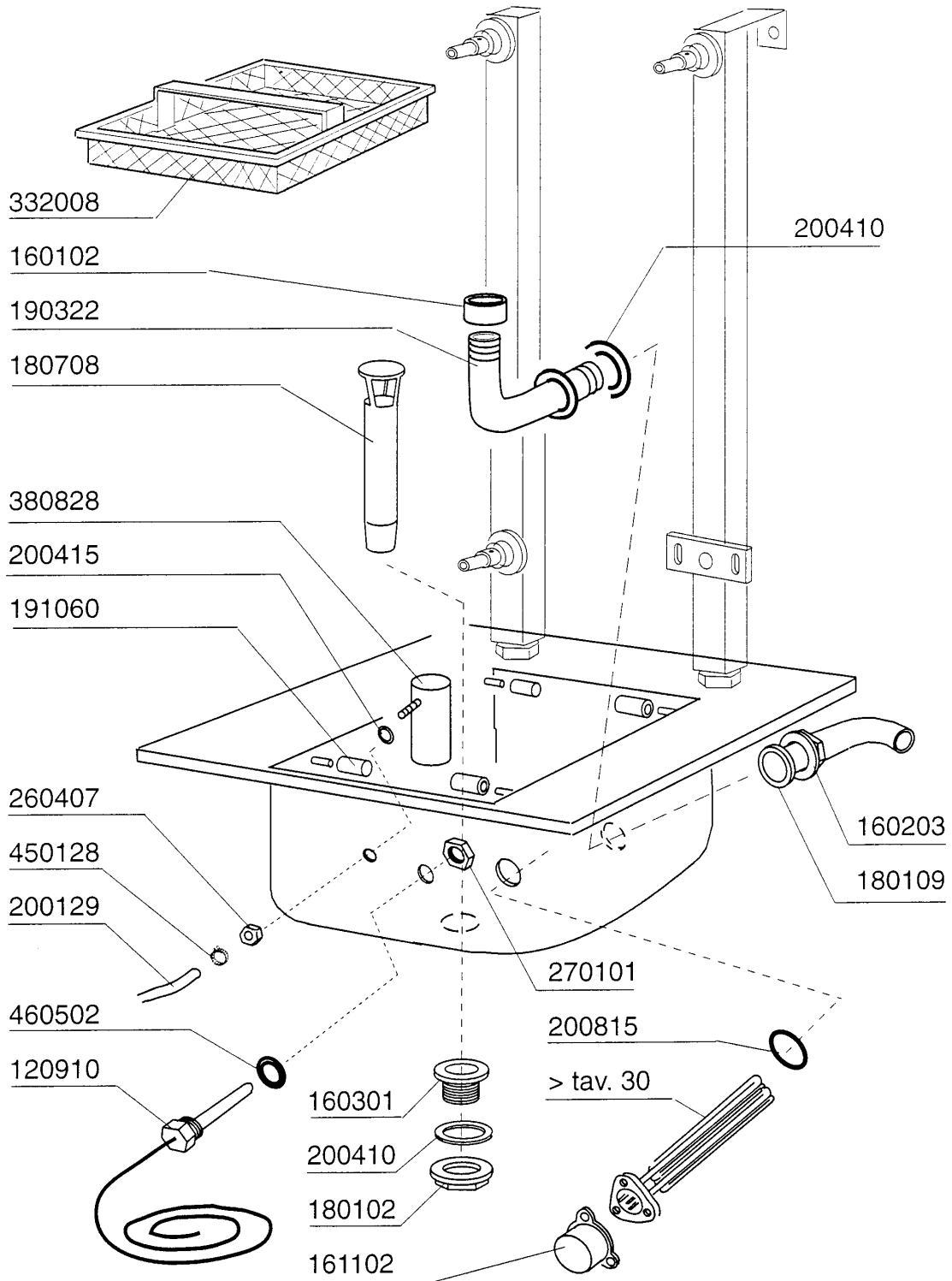
18 - Ecorinse Hood

CODE	DESCRIPTION
120348	MAGN.SWITCH (N.O.)
180629	DOUBLE SKINNED DOOR RUNNER -NE
190806	MAGNET HOUSING
190906	CURTAIN IN/OUT 620X480
190913	CURTAIN FOR ECORINSE SE-620X27
200905	SELFADHESIVE GASKET 4X35
210402	PAD FOR DOOR 15-149
210404	BLACK RUBBER FOOT S90 NE SE
260239	SPECIAL S/S TB-SCREWS M6X20
260250	SCREW TB 5X20
260307	SCREW TSP 3X20
260414	SELF-LOCKING NUT M5
260423	SELF-LOCKING NUT M3
260501	STAINL.STEEL FLAT WASHER D3 UN
260503	STAINL.STEEL FLAT WASHER D5 UN
260504	ST/ST FLAT WASHER D6
290701	HEXAGON BLIND NUTS GM H12
322944	DOOR NE 600
331031	600MM DOOR HANDLE ACR/NE D.SKI
331454	MICRO SWITCH BRACKET
331755	HOOK FOR DOOR SUPPORT
341210	CURTAIN SHAFTS N 2S GM
341550	HOOD
351294	INSULATED PANEL
351562	PANEL
411002	PERMANENT MAGNET 24X12
620222	COMPLETE ALUMINIUM LEGS



19 - Ecorinse Assembly

CODE	DESCRIPTION
160203	ELBOW 1"1/2 N-S-F-C /DRAIN
160301	DRAIN OUTLET 1"1/2 C-S-N
160724	PLUG F. WASH ARM S90
170954	JET FOR ECORINSE ARM
180102	DRAIN PIPE NUT 1"1/2 F45-55
180109	LOCK NUT 1 1/2"
180213	FLANGE F.JET LOCKING F2-C34
200306	INLET HOSE 42X52 ECORINSE-DRAI
200410	DRAIN OUTL.WASH.1 1/2"65X47X2
200412	GASKET DRAIN 11/2" 45X33X3
200480	GASKET F. RINSE CONNECT.
200759	DELIVERY HOSE FOR ECORINSE AC-
200824	O-RING 1,78X12,42X15,98
200928	GASKET F.LOWER RINSE ARM NE
250819	RINSE COLUMN CONNECTION
260226	STAINL.ST TCP SCREW 4X12 A2 UN
260402	STAINLESS STEEL NUT D4 UNI 55
270101	HEXAGON LOCK NUT 1/2"
330566	FILTER 110 FOR ECORINSE TANK
330598	ECORINSE FILTER
430138	ECORINSE ARM NE
430446	ECPRINSE COLUMN NE
450104	CLAMP FE ZN H=12,5 15-24
450107	CLAMP FE ZN 38-50 H=12,2
450114	CLAMP FE ZN.22-32 H=12,2
451123	ELASTIC PIN 4X16
460502	GASKET 30X21X2

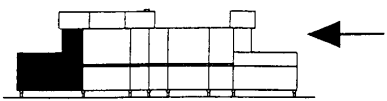
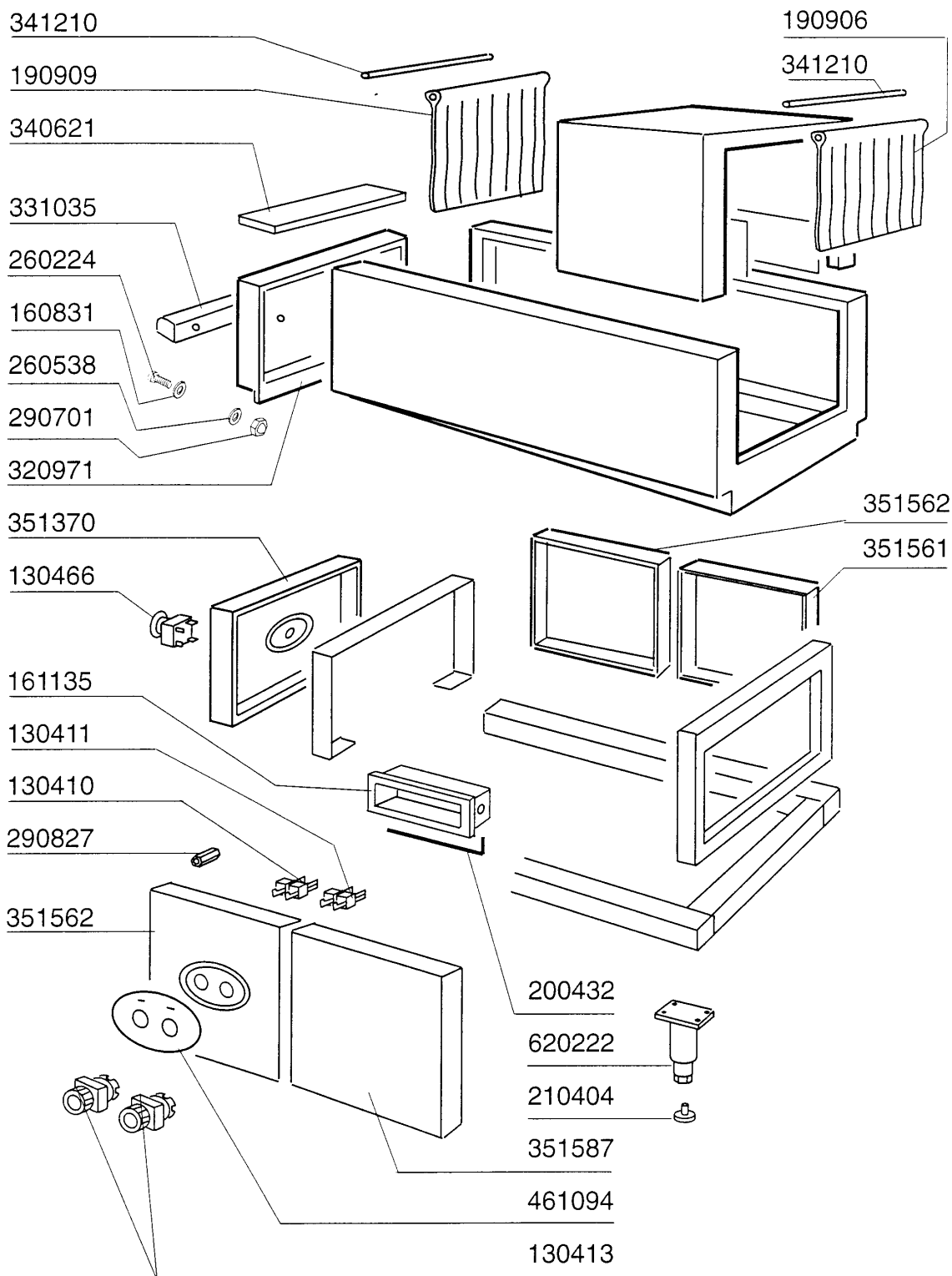


10 - 1998 | S. AG. | 01



20 - Ecorinse Tank

CODE	DESCRIPTION
120910	ELECTRONIC TOUCH PAD CONTROLS
160102	ADJUST.OVERFLOW-PIPE
160203	ELBOW 1"1/2 N-S-F-C /DRAIN
160301	DRAIN OUTLET 1"1/2 C-S-N
161102	ELEMENT COVER MOPL.
180102	DRAIN PIPE NUT 1"1/2 F45-55
180109	LOCK NUT 1 1/2"
180708	OVERFLOW STANDPIPE H189 C85-14
190322	OVERFLOW TWIN THREADED NIPPLE
191060	HOLDER PIN FOR ECORINSE FILTER
200129	HOSE 5X11 FOR PRESSURE SWITCH
200410	DRAIN OUTL.WASH.1 1/2"65X47X2
200415	AIR TRAP GASKET -F2 18,5X10X3
200815	O-RING F. HEAT.ELEM.
260407	STAINLESS STEEL NUTS D10 UNI 5
270101	HEXAGON LOCK NUT 1/2"
332008	ECORINSE FILTER NE DP
380828	ECORINSE AIR CHAMBER AC-ACR ST
450128	CLAMP
460502	GASKET 30X21X2



10 - 1998 S. AG.

21 - Exit Table

CODE	DESCRIPTION
130410	STOP CONTACT F40 CN RED
130411	START CONTACT YELLOW
130413	GREEN PUSH BUTTON
130466	EMERGENCY SWITCH
160831	WASHER F2 17X6X3
161135	PROTECTION FOR PUSH BUTTON NE
190906	CURTAIN IN/OUT 620X480
190909	ANTI SPLASH CURTAIN (ENTRY)690
200432	SPONGY RUBBER ADHESIV 8X4 NEOP
210404	BLACK RUBBER FOOT S90 NE SE
260224	TB-SCREW 6X15 B23-10-11-12
260538	WASHER 18X6X1,5 ST/ST
290701	HEXAGON BLIND NUTS GM H12
290827	SPACER NG-LVP1001
320971	DOOR
331035	HANDLE NE/G125L
340621	ENTRY TABLE COVER
341210	CURTAIN SHAFTS N 2S GM
351370	PANEL
351561	PANEL NE 560MM
351562	PANEL
351587	CONTROL PANEL NE
461094	CONTROL PANEL
620222	COMPLETE ALUMINIUM LEGS

- 410307 - Z 32
- 410309 - Z 38
- 410303 - Z 50
- 410304 - Z 60

410801

410902

410903

450203

391003

391101

410107

330906

410119

440815

440811

410306

- 410229 - Z 14 ø 30
- 410220 - Z 16 ø 30
- 410241 - Z 17 ø 30
- 410221 - Z 18 ø 30

180202

200802

440802

410109

510251

440402

10 - 1998 S. AG.

250203

451116

410401

440402

200802

180201

391104

410110

510250

440402

170338

342027

390612

441122

- 100228 - 220V/3 - 60 Hz
- 100234 - 380V/3 - 60 Hz
- > tav. 29

451116

440402


170338

340402

170338

330201

381101



620680

451116

440402

170338

510249

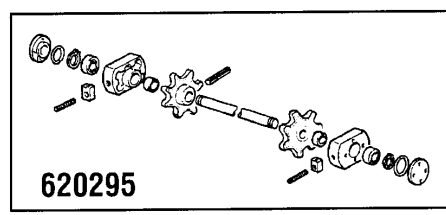
410109

440802

200802

180202

- 100202 - 380V/3 - 50 Hz
- 100203 - 220V/3 - 50 Hz
- 100219 - 415V/3 - 50 Hz
- > tav. 29



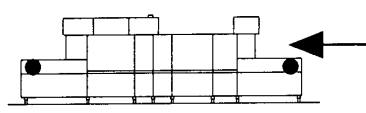
620295

180202

200802

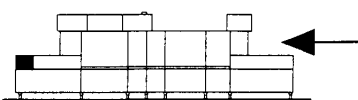
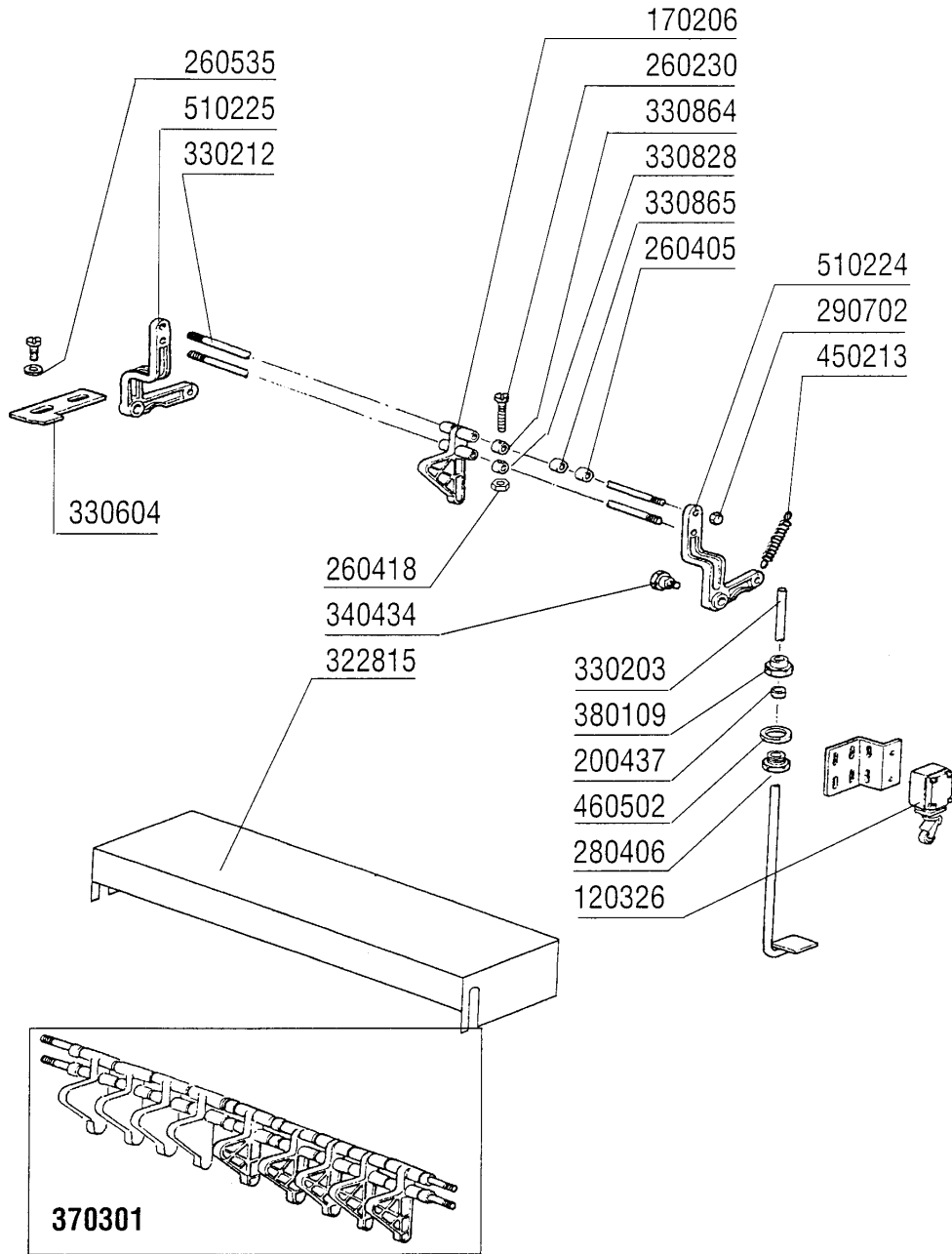
440802

410109



22 - Drive unit

CODE	DESCRIPTION
100202	DRIVE MOTOR KW 0,18/0,3 380/3
100203	DRIVE MOTOR 0,18/0,3 220/3
100219	DRIVE KW 0,18/0,3 V415/3-R
100228	DRIVE MOTOR KW 0,18/0,3 220/60
100234	DRIVE MOTOR 0,18/0,3 380/60
170338	PLASTIC PINION Z7 P60
180201	DRILLED FLANGE 85 /DRIVE
180202	BLIND FLANGE D.85 (DRIVE) N
200802	OR GASKET 3,53X44,05X51,11
250203	GRUB SCREW 8X12
330201	ROD FOR BELT ADJUSTING "N"
330906	FLANGE 100X100X45-94
340402	IDLE SHAFTS N
342027	DRIVE SPINDLE NE
381101	PLATE
390612	BRACKET
391003	SHORT PIN F.CHAIN TIGHTENER N-
391101	NICKEL-PLATED CHAIN TIGHTEN.RO
391104	CHAIN TENSER
410107	BEARINGS 9X24X7
410109	BEARINGS 17X40X12 6203
410110	BEARINGS 20X42X12 6004
410119	RADIAL BEARING 32X15X9
410220	TURND PINION Z16-1/2"-D.30
410221	PINION Z18 D.30
410229	TURND PINION Z14-1/2"-D.30
410241	TURND PINION Z17-1/2"-D.30
410303	CROWN DISCS 50T 1/2" PITCH
410304	CROWN DISCS 60T 1/2" PITCH
410306	GROUP CROWN-SPROCKET Z14/40
410307	CROWN DISCS 1/2" PITCH
410309	CROWN DISCS 38T 1/2PITCH
410401	NICKEL-PLATED TORQUE LIMITER L
410801	DRIVE CHAIN 1/2" N-S
410902	FALSE CHAIN LINK 1/2"
410903	CHAIN JOINT 1/2"
440402	SEAL RING 20X30X5
440802	SEAL RING D.17 EXT.
440811	EXTERN.SEALING RING D.15 UNI 7
440815	INTERN.SEAL RING D.32
441122	DRIVE SHAFT KEY 6X6X25 UNI 660
450203	STAINL.ST.MICRO SPRING D.10
451116	ELASTIC PIN 6X40
510249	NICKEL-PLATED BEARING F. SHAFT
510250	BEARING OF SHAFT N
510251	BEARING OF IDLE SHAFT N
620295	IDLE SHAFT COMPL.N-SERIES
620680	DRIVE SHAFT NE COMPL.

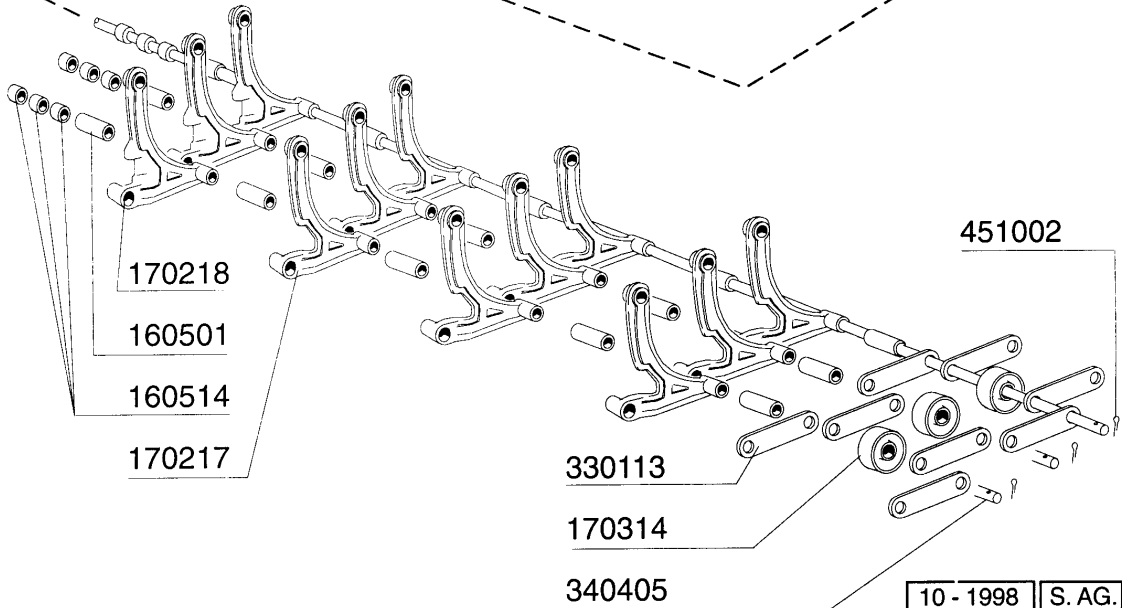
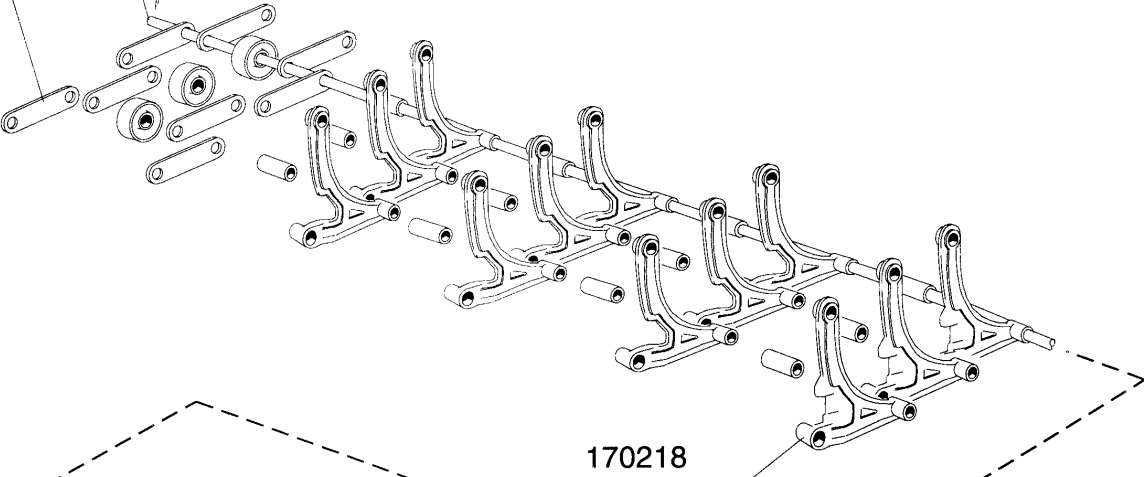
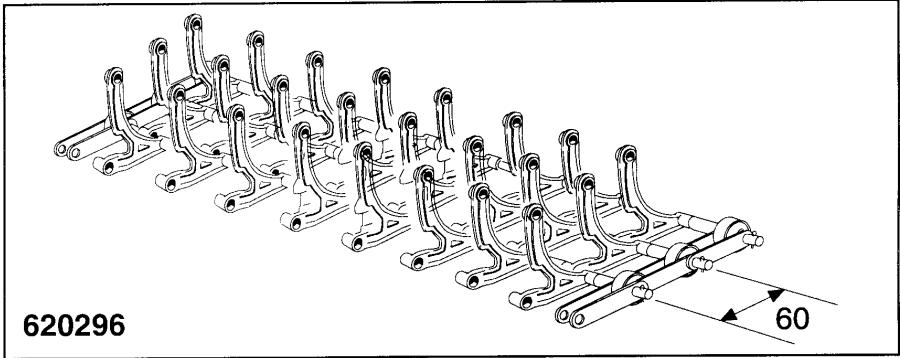


10 - 1998 S. AG.

23 - End Run Switch

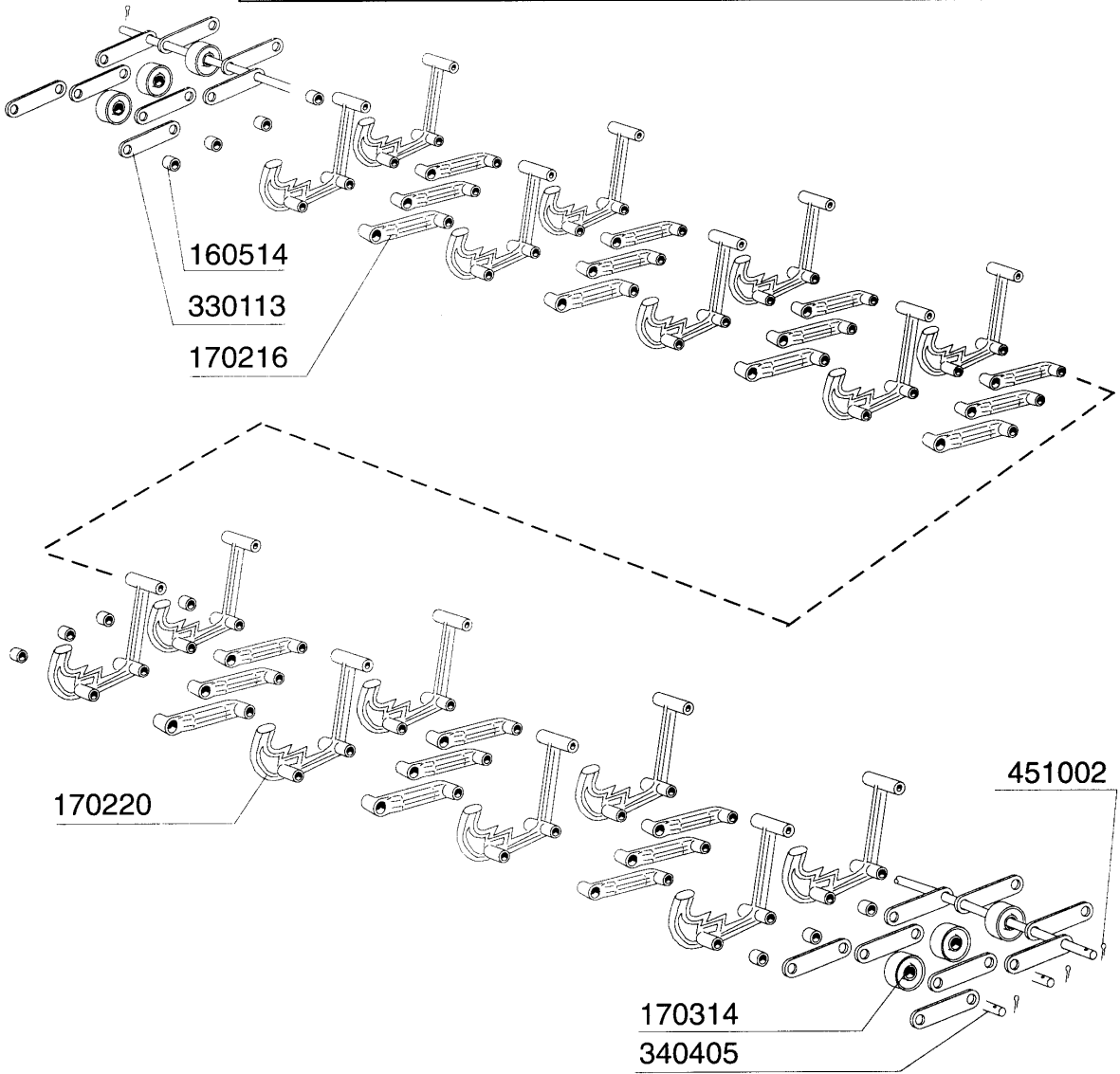
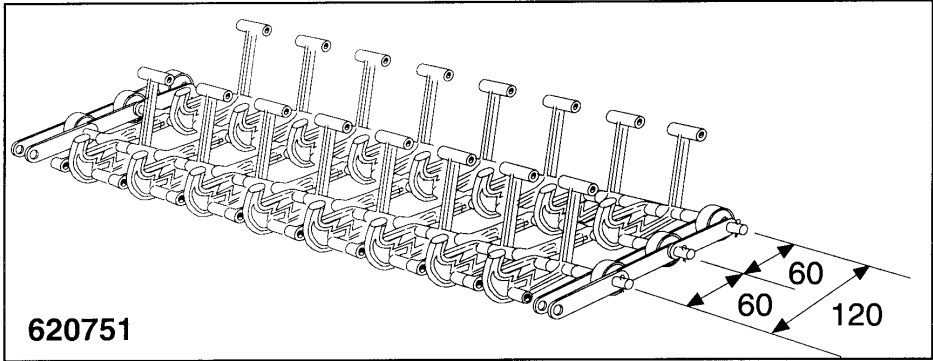
CODE	DESCRIPTION
120326	MICRO SWITCH FD 102
170206	PEG N IN MOPL / END RUN ARM
200437	GASKET FOR END RUN ARM N GACO
260230	SCREW TCP 4X40
260405	NUT D.8
260418	SELF-LOCKING NUT M4
260535	STAINL.ST WASHER 24X8,5X2
280406	NICKEL-PLATED BUSH F.KNOCK OFF
290702	HEXAGON BLIND NUTS 8M H15
322815	COVER
330203	ROD FOR MICRO CONTROL "N"
330212	TIE ROD F. END RUN ARM N
330604	RETAINER F.KNOCK OFF ARM N
330828	STIFF.SPACERS FOR END RUN ARM
330864	STIFF.SPACERS FOR END RUN ARM
330865	BUSH
340434	CRANK HEAD PIN
370301	CONVEYOR END RUN ARM N
380109	THREADED BUSH 1/2" KNOCK OFF G
450213	STAINL.ST SPRING D.10 LIMIT SW
460502	GASKET 30X21X2
510224	RIGHT SUPPORT LEVER F.END RUN
510225	LEFT SUPPORT LEVER F.END RUN

451002
340405
330113



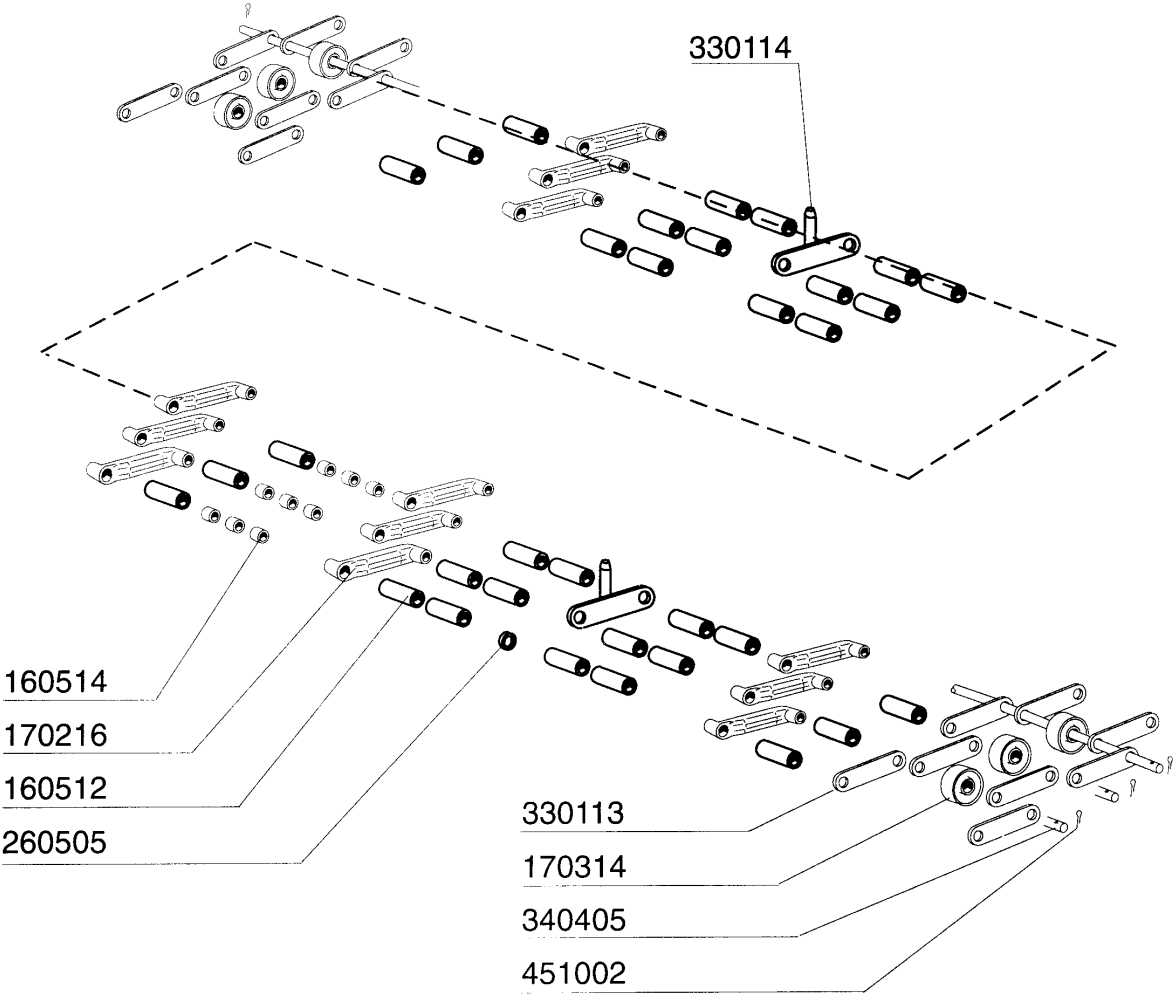
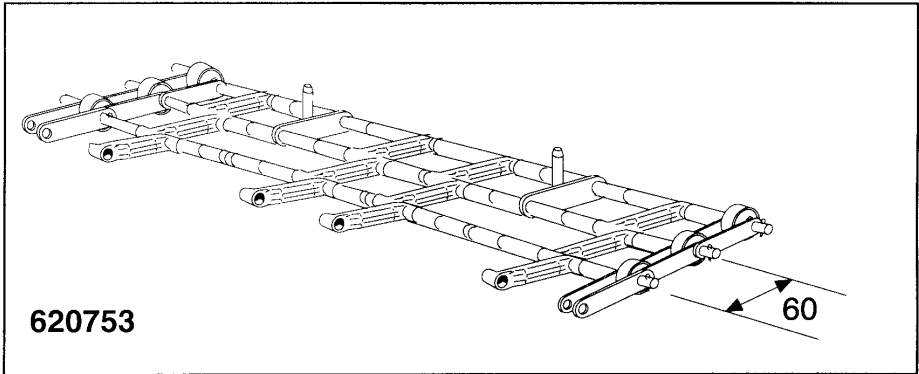
24 - Conveyor 600mm

CODE	DESCRIPTION
160501	SPACER FLIGHT D.9X25 CONVEYOR
160514	SPACER 7,9 108378 MOP
170217	FINGER FOR BELT 60MM
170218	CENTRAL FINGER 60MM CONVEYOR B
170314	GRAY BELTWHEEL N
330113	LINKS
340405	SHAFT FOR BELTN D.8X611
451002	COTTER PIN STAINL.ST. D2X12
620296	KIT BELT CONVEYOR NE



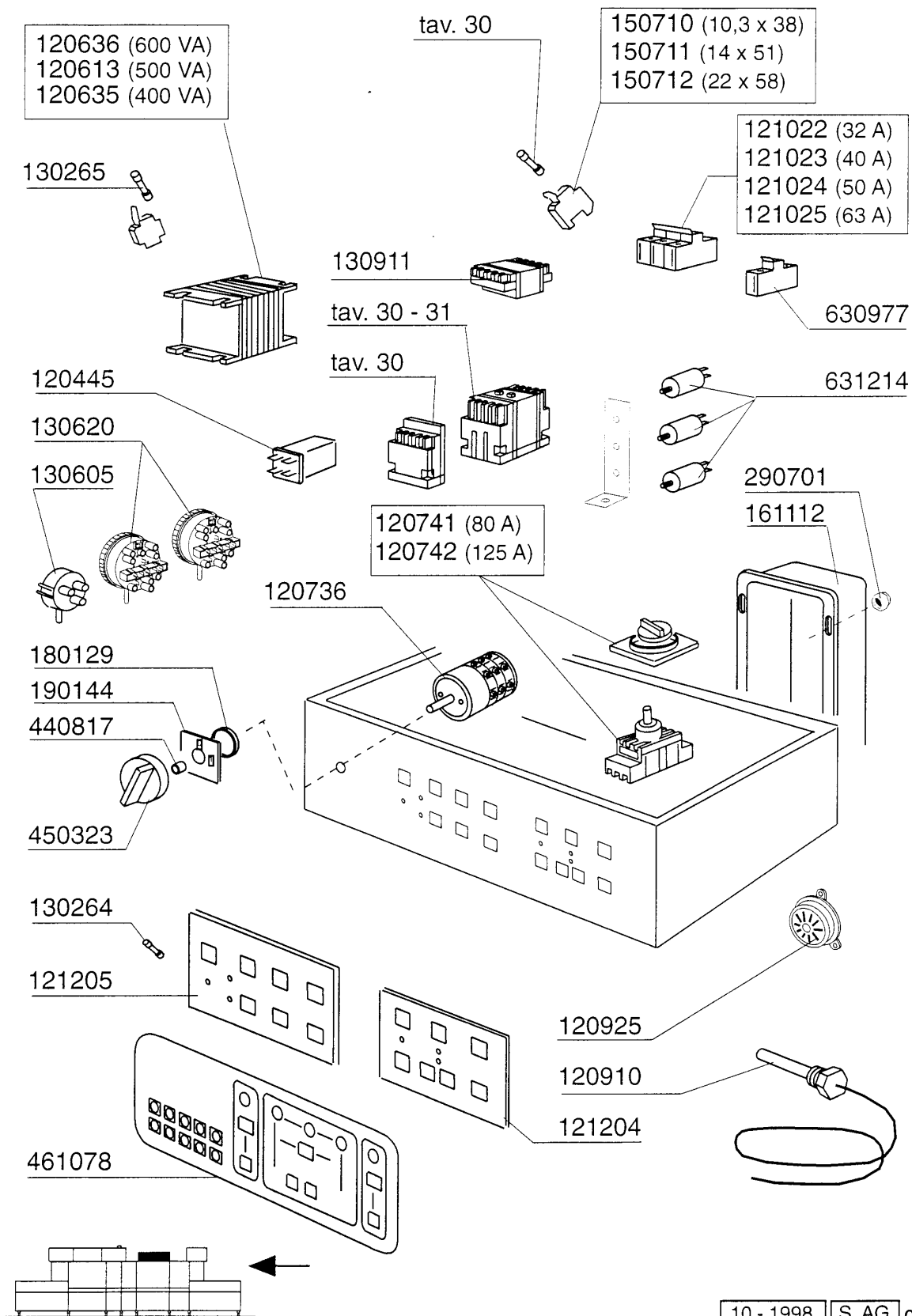
25 - Conveyor 600mm

CODE	DESCRIPTION
160514	SPACER 7,9 108378 MOP
170216	SPACER FOR BELT 60MM
170220	FINGER FOR TEMP-RITE BELT
170314	GRAY BELTWHEEL N
330113	LINKS
340405	SHAFT FOR BELTN D.8X611
451002	COTTER PIN STAINL.ST. D2X12
620751	KIT TEMPRITE BELT



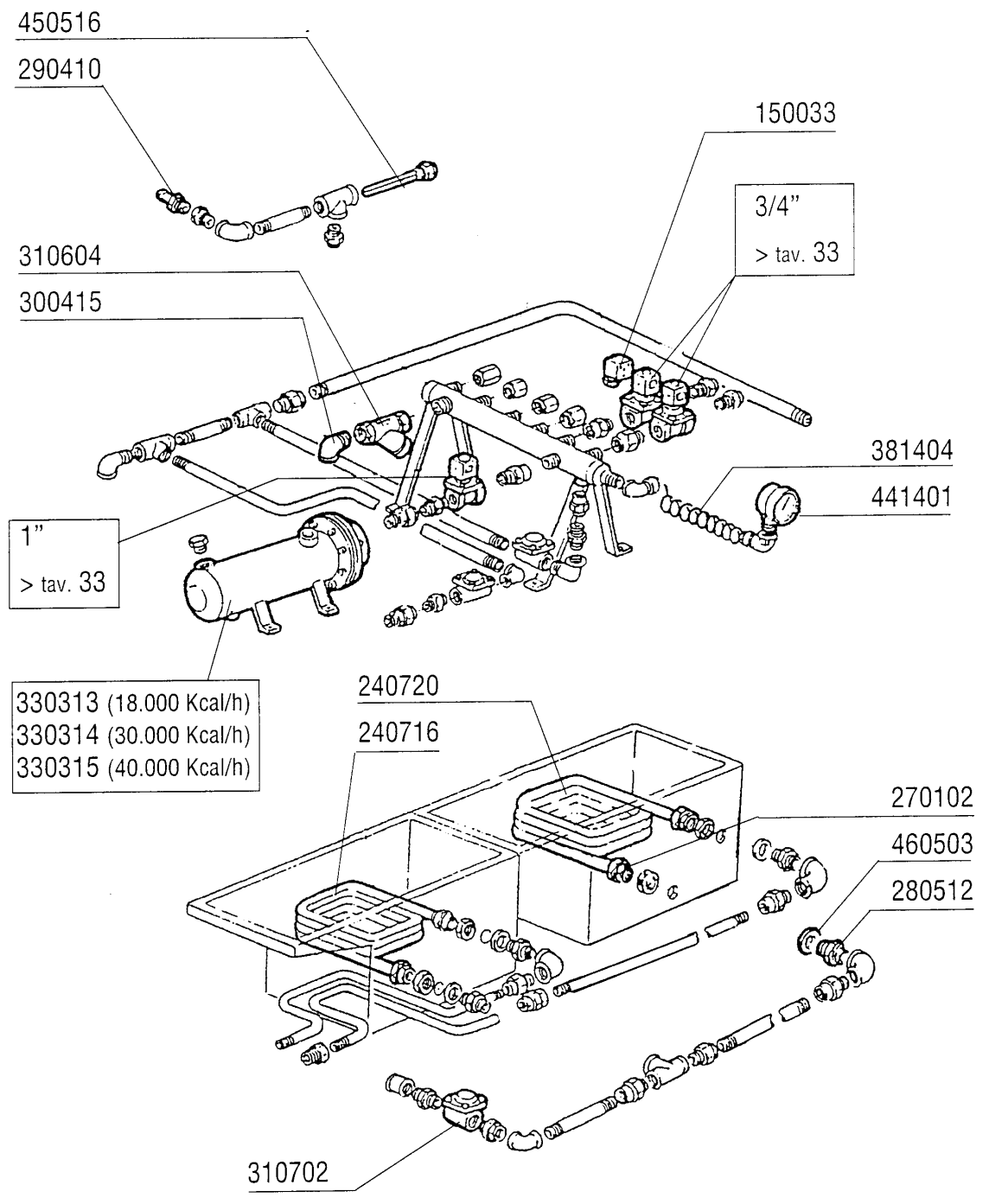
26 - Conveyor 600mm

CODE	DESCRIPTION
160512	SPACER 35,5
160514	SPACER 7,9 108378 MOP
170216	SPACER FOR BELT 60MM
170314	GRAY BELTWHEEL N
260505	STAINL.STEEL FLAT WASHER D8
330113	LINKS
330114	S/S FINGER FOR N P60 FLAT CONV
340405	SHAFT FOR BELTN D.8X611
451002	COTTER PIN STAINL.ST. D2X12
620753	KIT BELT CONVEYOR NE

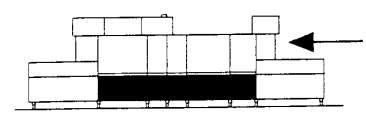


27 - Control Box

CODE	DESCRIPTION
120445	AUXILIARY RELAY S.B2/3 24V
120613	TRANSFORMER 500VA 220-240-380-
120635	TRANSFORMER 400VA220-240-380-4
120636	TRANSFORMER 600VA220-240-380-4
120736	4 POLE MAIN SWITCH 25A 500V
120741	MAIN SWITCH 80A
120742	MAIN SWITCH 125A (120745)
120910	ELECTRONIC TOUCH PAD CONTROLS
120925	ACUSTIC SIGNAL
121022	CIRCUIT BREAKER 32A
121023	CIRCUIT BREAKER 40A
121024	CIRCUIT BREAKER 50A
121025	CIRCUIT BREAKER 63A
121204	ELECTRONIC PANEL THERMOREG.7+1
121205	"ELECTRONIC 2" PANEL
130264	FUSE 5X20 1A
130265	FUSE 5X20 1,6A
130605	PRESSURE SWITCH 50-30 1 LEVEL
130620	PRESSURE SWITCH 3 LEVEL 50-30/
130911	CONTACT LA1 D40 A65
150710	FUSE CARRIER 10,3X38 ART.21401
150711	FUSE CARRIER 14X51 ART.21501
150712	FUSE CARRIER 22X58 ART.21601
161112	BACK COVER CHANNEL 300 S N
180129	NUT FOR MAIN SWITCH SUPPORT
190144	MAIN SWITCH HOLDER
290701	HEXAGON BLIND NUTS GM H12
440817	SNAP RING LSCB/1853/17/00
450323	KNOB FOR BC-BR-C95-C155
461078	PLATE "ELECTRONIC 2"
630977	COIL FOR CIRCUIT BREAKER 24V
631214	ANTI-NOISE FILTER 4011135007 3



10 - 1998 S.A.G.



CODE	DESCRIPTION
150033	CONNEC.F.SOLEN.VALVE 182.09.N
240716	STEAM COIL G66-S3
240720	S/S STEAM COIL 12.000KCAL ACR/
270102	LOCK NUT 3/4"
280512	STEAM COIL CONNECTION
290410	NIPPLE 1/2"
300415	ELL 2" MF
310604	STRAINERS JU 2" MOD.45
310702	STEAM TRAP 1/2" MK 25/3
330313	STEAM BOILER 18000KCAL/H
330314	STEAM BOILER 30000 KCAL/H
330315	STEAM BOILER 40000KCAL/H
381404	HOSE STEAM GAUGE
441401	PRESSURE GAUGE 60 SCALO-4CR1/4
450516	THERMOSTAT SHIELD FOR 2 TERMOS
460503	SEALING WASHER 38X27X2(3/4)

POMPA PRELAVAGGIO - PREWASH PUMP - POMPE PRELAVAGE - VORSPÜLUNG PUMPE - BOMBA PRELAVADO
HP 2

INOX
 631669 (60 Hz)
 631670 (50 Hz)

630223
 630501

630114

630411

630306

100693 220/380 V 50 Hz-3

POMPA LAVAGGIO - WASH PUMP - POMPE LAVAGE - WASCHPUMPE - BOMBA LAVADO
HP 3,7

INOX
 631678 (60 Hz)
 631672 (50 Hz)

630232
 630516

630122

630418

630315

100398 220/380 V 50 Hz-3
 100633 240/415 V 50 Hz-3
 100638 220/380 V 60 Hz-3

POMPA ECORINSE - ECORINSE PUMP - POMPE ECORINCE - DOPPELNACHSPÜLUNGSPUMPE - BOMBA ECORINSE
0,2 HP

INOX
 ø 60 (60 Hz)
 631675 ø 72 (50 Hz)

630235
 630511

630125

630416


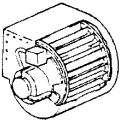
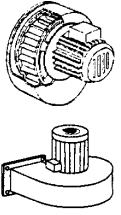

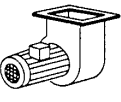
100647 220/240/380/415 V 50 Hz-3
 100669 240/240/380/415 V 60 Hz-3

COMPONENTI ELETTRICI POMPE - COMPOSANTS ELECTRIQUES POMPES - ELECTRICAL PARTS FOR PUMPS
 - ELEKTRISCHE TEILE FÜR PUMPEN - PIEZOS ELECTRICOS PARA BOMBAS

220/240 V								380/415 V							
POMPA POMPE PUMP PUMPE BOMBA	FUSIBILI FUSIBLE FUZE SCHMELZSICHERUNG FUSIBLE			TELERUTTORE CONTACTEUR CONTACTOR SCHALTSCHÜTZ CONTACTOR			TERMICA TERMIQUE OVERLOAD RELAY TERMOAUSLÖSER TERMICO		FUSIBILI FUSIBLE FUZE SCHMELZSICHERUNG FUSIBLE			TELERUTTORE CONTACTEUR CONTACTOR SCHALTSCHÜTZ CONTACTOR		TERMICA TERMIQUE OVERLOAD RELAY TERMOAUSLÖSER TERMICO	
	HP	Kw	A	cod.	A	cod.	A	cod.	A	cod.	A	cod.	A	cod.	A
0,2	0,15	4	130230	9	120428	1,00 - 1,60	120821	4	130230	9	120428	0,63 - 1,00	120820		
2	1,5	8	130232	9	120428	5,50 - 8,00	120828	6	130231	9	120428	4,00 - 6,00	120823		
3,7	2,70	16	130235	12	120429	10,00 - 13,00	120826	6	130231	9	120428	5,50 - 8,00	120825		

10 - 1998 S. AG.

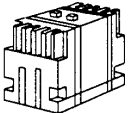
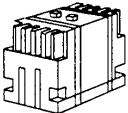


CODE	DESCRIPTION
100398	PUMP HP 3,7 220/380/50-2275
100633	PUMP HP 0,37 (100398)
100638	PUMP HP 3,7 220/380/3-60 1275
100647	PUMP HP 0,20 220/240/3 4226
100669	PUMP HP 0,12 220/380 60HZ C16
100693	PUMP HP 2 220/380V-50HZ1204
120428	CONTACTOR 9A 24V 50HZ
120429	CONTACTOR 12A 24V 50HZ
120820	OVERLOAD RELAY 0,63-1A
120821	OVERLOAD RELAY 1/1,6A
120823	OVERLOAD RELAY 2.5/4 A
120825	OVERLOAD RELAY 5,5/8 A
120826	OVERLOAD RELAY 10/13A
120828	OVERLOAD RELAY 7/10 A
130230	FUSE 10,3X38 4A AM13004
130231	FUSE 10,3X38 6A AM13006
130232	FUSE 10.3X38 8A AM13008
130235	FUSE 10.3X38 16A AM13016
630114	VOLUTE FI HP2-2,7-3-3,2
630122	VOLUTE HP3,7 /2275
630125	VOLUTE 0,12/0,3(2212-29)
630223	BACK PLATE PUMP HP2-3-3,2
630232	BACKPLATE HP3,7/FIR 2275
630235	PUMP COVER 0,12/0,3 2212-19
630306	PUMP FAN IMPELLOR FI HP 2-3
630315	COOLING FAN F.PUMP 2275 HP 3,7
630411	O-RING PUMP FI HP 2-2,7
630416	OR FOR VOLUTE 0,12/0,3
630418	PUMP GASKET 3,7HP 2275
630501	SEAL FOR PUMP HP 2-3-3,2
630511	PUMP SEAL HP 0,10 82
630516	PUMP SEAL HP 3,7
631669	ST/ST IMPELLER 1,5HP 1241
631670	ST/ST IMPELLER PUMP 1204 2HP 5
631672	IMPELLER 50HZ FOR PUMP 100398
631675	ST/ST PUMP IMPELLER 0,2HP 2226
631678	IMPELLER 60HZ FOR PUMP 100398


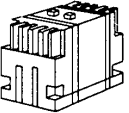


	KW	220/240 V 3 ~						380/415 V 3 ~					
		TELERUTTORE CONTACTEUR CONTACTOR SCHALTSCHÜTZ CONTACTOR	A	TERMICA TERMIQUE OVERLOAD RELAY TERMOAUSLÖSER TERMICO	A	FUSIBILI FUSIBLE FUZE SCHMELZSICHERUNG FUSIBLE	A	TELERUTTORE CONTACTEUR CONTACTOR SCHALTSCHÜTZ CONTACTOR	A	TERMICA TERMIQUE OVERLOAD RELAY TERMOAUSLÖSER TERMICO	A	FUSIBILI FUSIBLE FUZE SCHMELZSICHERUNG FUSIBLE	A
	0,3	120428	9	120823	2,5 - 4	130230	4	120428	9	120821	1 - 1,6	130260	2
	1,5	120428	9	120824	4 - 6	130232	8	120428	9	120823	2,5 - 4	130230	4
	0,55	120428	9	120823	2,5 - 4	130230	4	120428	9	120821	1 - 1,6	130260	2
	0,55	120428	9	120823	2,5 - 4	130230	4	120428	9	120822	1,6 - 2,5	130230	4
	0,09	120428	9	—	—	130259	1	120428	9	—	—	130259	1

30 - Motors

CODE	DESCRIPTION
120428	CONTACTOR 9A 24V 50HZ
120821	OVERLOAD RELAY 1/1,6A
120822	OVERLOAD RELAY 1,6-2,5A
120823	OVERLOAD RELAY 2.5/4 A
120824	OVERLOAD RELAY 4/6 A
130230	FUSE 10,3X38 4A AM13004
130232	FUSE 10.3X38 8A AM13008
130259	FUSE 10,3X38 1A AM 13095
130260	FUSE 10,3X38 2A AM 13001

31 - Electrical parts for heatings elements

	220/240 V				380/415 V			
								
								
KW	A	FUSIBILI FUSIBLE FUZE SCHMELZSICHERUNG FUSIBLE	A	TELERUTTORE CONTACTEUR CONTACTOR SCHALTSCHÜTZ CONTACTOR	A	FUSIBILI FUSIBLE FUZE SCHMELZSICHERUNG FUSIBLE	A	TELERUTTORE CONTACTEUR CONTACTOR SCHALTSCHÜTZ CONTACTOR
5,00	16	130247	12	120429	12	130246	9	120428
6,00	20	130248	12	120429	12	130246	9	120428
8,00	32	130237	25	120437	16	130247	12	120429
9,00	32	130237	25	120437	16	130247	16	120430
12,00	40	130238	40	120431	25	130236	16	120430
16,00	50	130257	40	120431	32	130237	25	120437
18,00	63	130239	63	120433	32	130237	40	120431
20,00	63	130239	63	120433	40	130238	40	120431
24,00	80	130240	63	120433	50	130257	40	120431
27,00	80	130240	80	120441	50	130257	40	120431
30,00	80	130240	80	120441	50	130257	40	120431

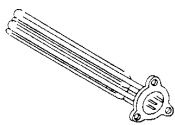
	ASCIUGATURA - SECHAGE - DRYER - TROCKNUNG - SECADO							
	220/240 V				380/415 V			
								
								
KW	A	FUSIBILI FUSIBLE FUZE SCHMELZSICHERUNG FUSIBLE	A	TELERUTTORE CONTACTEUR CONTACTOR SCHALTSCHÜTZ CONTACTOR	A	FUSIBILI FUSIBLE FUZE SCHMELZSICHERUNG FUSIBLE	A	TELERUTTORE CONTACTEUR CONTACTOR SCHALTSCHÜTZ CONTACTOR
12	40	130238	40	120431	25	130236	25	120437
18	63	130239	63	120433	32	130237	40	120431

31 - Electrical parts for heatings elements

CODE	DESCRIPTION
120428	CONTACTOR 9A 24V 50HZ
120429	CONTACTOR 12A 24V 50HZ
120430	CONTACTOR 17A 24V 50HZ
120431	CONTACTOR 40A 24V 50HZ
120433	CONTACTOR 63A 24V 50HZ
120437	CONTACTOR 25A 24V 50HZ
120441	CONTACTOR 80AMP 24V 50HZ
130236	FUSE 14X51 25A GF14325
130237	FUSE 14X51 32A GL14332
130238	FUSE 14X51 40A GF 14340
130239	FUSE 22X58 63A GF15363
130240	FUSE 22X58 80A GF15380
130246	FUSE 10.3X38 12A GF13312
130247	FUSE 10.3X38 16A GF13316
130248	FUSE 20A-10,3X38 13320 G.F.
130257	FUSE 50A 14X51 GF14350

32 - Heating Elements

MODELLO MODELE MODEL - MODELL MODELO	1° LAVAGGIO 1 ^{ER} LAVAGE 1 ST WASH 1. WASCHEN 1. LAVADO	2° LAV. 2 ^{EME} LAV. 2 ND WASH 2. WAS. 2. LAV.	3° LAV. 3 ^{EME} LAV. 3 RD WASH 3. WAS. 3. LAV.	4° LAVA. 4 ^{EME} LAV. 4 TH WASH 4. WAS. 4. LAV.	ECORINSE ECORINSE ECORINSE ECORINSE ECORINSE	RISCIACQUO RINCAGE RINSE NACHSPÜLUNG ACLARADO
NE 3001	2 x 8 KW					3 x 8 KW
NE 4001	1 x 8 KW					
	1 x 6 KW					3 x 9 KW
NE 4001 RC	1 x 8 KW					
	1 x 6 KW					3 x 10 KW
NE 5501	2 x 6 KW	2 x 8 KW				4 x 8 KW
NE 5501 RC	2 x 6 KW	2 x 8 KW				1 x 9 KW
						3 x 8 KW
NE 7501	1 x 9 KW	2 x 6 KW	2 x 8 KW			3 x 9 KW
						2 x 6 KW
NE 7501 RC	1 x 9 KW	2 x 6 KW	2 x 8 KW			2 x 6 KW
						2 x 8 KW
						1 x 9 KW
NE 9001	1 x 9 KW	2 x 6 KW	2 x 6 KW			4 x 8 KW
				2 x 8 KW		2 x 6 KW
NE 9001 RC	1 x 9 KW	2 x 6 KW	2 x 6 KW			3 x 6 KW
				2 x 8 KW		1 x 9 KW
						2 x 8 KW
NE 3001 E	2 x 8 KW				1 x 5 KW	2 x 8 KW
NE 4001 E	2 x 6 KW				1 x 5 KW	2 x 9 KW
NE 5501 E	2 x 6 KW	2 x 8 KW			1 x 6 KW	2 x 6 KW
						1 x 9 KW
NE 7501 E	1 x 9 KW	2 x 6 KW	2 x 8 KW		1 x 6 KW	3 x 8 KW
NE 9001 E	1 x 9 KW	2 x 6 KW	2 x 6 KW	2 x 8 KW	1 x 8 KW	3 x 9 KW
NE 4001 E RC	2 x 8 KW				1 x 5 KW	2 x 10 KW
NE 5501 E RC	2 x 6 KW	2 x 8 KW			1 x 6 KW	2 x 8 KW
						1 x 6 KW
NE 7501 E RC	1 x 9 KW	2 x 6 KW	2 x 8 KW		1 x 6 KW	3 x 8 KW
NE 9001 E RC	1 x 9 KW	2 x 6 KW	2 x 6 KW	2 x 8 KW	1 x 8 KW	2 x 9 KW
						1 x 8 KW

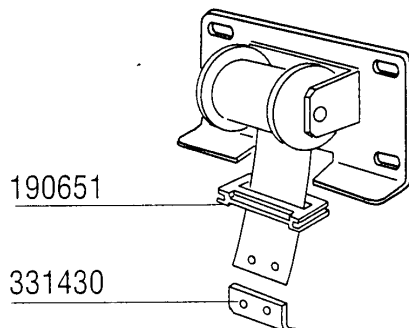
		220/380 V	240/415 V
	5 KW	110371	110354
	6 KW	110349	110383
	8 KW	110343	110365
	9 KW	110362	110343
10 KW	110388	110381	

10 - 1998 S. AG.

32 - Heating Elements

CODE	DESCRIPTION
110343	HEAT.ELEM. 8000W 220/380V
110349	HEAT.ELEMENT 6000W 230/400V
110354	HEAT.ELEMENT 6000W 255/440V
110362	HEAT.ELEMENT 9000W 220/380V
110365	HEAT.ELEM. 9000W 255/440V-8KW
110371	HEAT.ELEMENT 5000W 220/380V
110381	HEAT.ELEMENT 12500W 254/440V
110383	HEAT.ELEMENT 6KW 240/415
110388	HEAT.ELEMENT 10000W 230/400V

33 - Spring For Counterbalancing doors



Cod.		391315	391314	391317	391309	391318
		Kg 2,5	Kg 3	Kg 3,5	Kg 4	Kg 4,5
Tipo porta Type porte Door type Türtyp Modelo puerta	Kg					
NE 1000	17,1			2 (7 Kg)	2 (8 Kg)	
NE 800	13,8		2 (6 Kg)	2 (7 Kg)		
NE 600	11,2					2 (9 Kg)
NE 400	8,1			2 (7 Kg)		

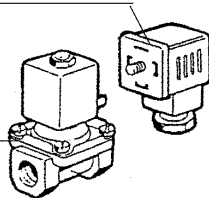
33 - Spring For Counterbalancing doors

CODE	DESCRIPTION
190651	BUSH
331430	BRACKET FOR DOOR SPRING
391309	DOOR SPRING 4KG - 40MM
391314	DOOR SPRING 3KG - 40MM
391315	DOOR SPRING 2,5KG - 40MM
391317	DOOR SPRING 3,5KG - 40MM
391318	DOOR SPRING 4,5KG - 40MM

ELETTROVALVOLA VAPORE - ELECTROVANNE VAPEUR - STEAM SOLENOID VALVE - DAMPF-VENTIL
ELECTROVALVULA VAPOR

150033

120166 (1")
120165 (3/4")



630976 (1")
630972 (3/4")



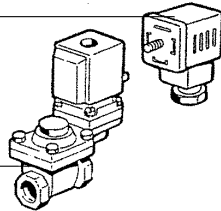
630629 (1")
630628 (3/4")



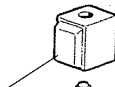
0 ÷ 2 bar

150033

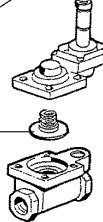
120163 (1")
120162 (3/4")



630972 (1")
630973 (3/4")



630626 (1")
630625 (3/4")

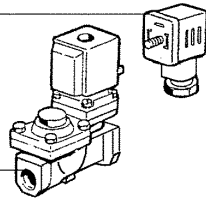


0,5 ÷ 2,5 bar

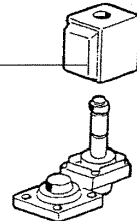
ELETTROVALVOLA ACQUA - ELECTROVANNE EAU - WATER SOLENOID VALVE - WASSER-VENTIL
ELECTROVALVULA AGUA

150034

120131 (1/2")




630948



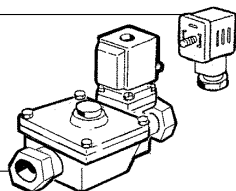
630631
L180Q31

630607
L180Q17



150034

120123 (1")



630948



630609
L180Q17

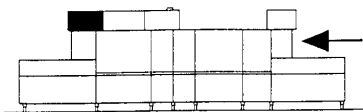
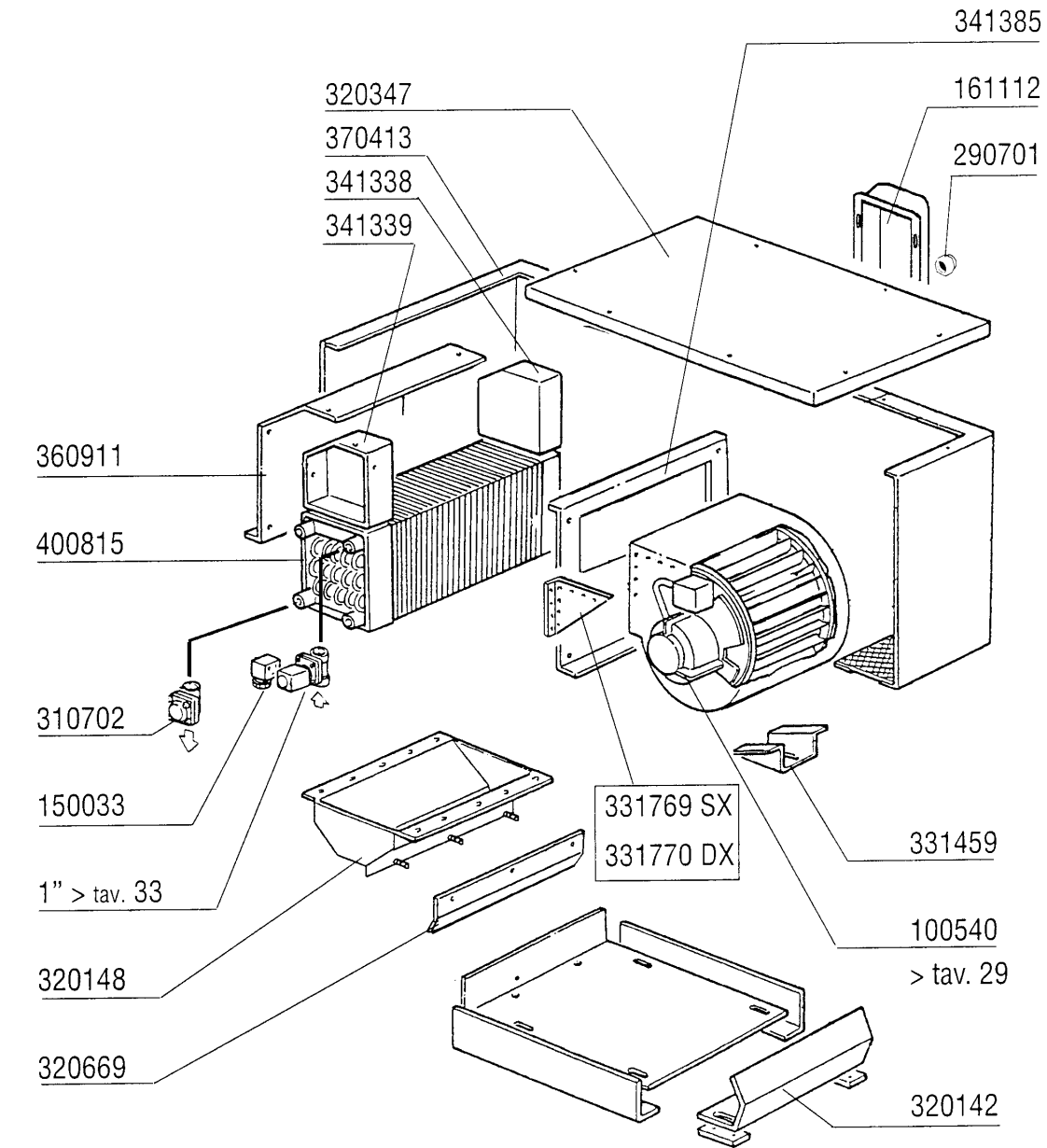


PER RECUPERATORE DI CALORE - POUR ECONOMISEUR D' ENERGIE
FÜR WÄRMERÜCKGEWINNUNG - FOR HEAT RECOVERY UNIT - PARA RECUPERADOR DE CALOR

34 - Solenoid Valve

CODE	DESCRIPTION
120123	SOLENOID VALVE L180B12 1" V.24
120131	SOLEN. L182Q31-ZB10A 1/2"24V
120162	SOLENOID VALVE L145R1Z734A 3/4
120163	SOLEN.VAL.ST.L145R1Z234A 1"24V
120165	SOLEN.VALVE ST.24V50HZ 3/4"
120166	STEAM SOLEN.VALVE 1" 24V-50
150033	CONNEC.F.SOLEN.VALVE 182.09.N
150034	CONNEC.F.SOLEN.VALVE 122.09.N
630607	DIAPHRAGM L180Q17-1/2
630609	DIAPHRAGM L180Q17-3/4
630625	KIT F.SOLEN.VALVE
630626	KIT FOR SOLENOID VALVE 145 1"
630628	KIT F.SOLEN.V.L153D1 3/4"
630629	KIT SOLENOID VALVE 1" STEAM L1
630631	DIAPHRAGM SOL.VALVE
630948	COIL Z610A 24V 50/60-L180V01
630972	COIL Z534A/V.24-L145A-3/4
630973	COIL Z614A/V.24-L145-3/4 A
630976	COIL Z114A/V24/50HZ L153-1"

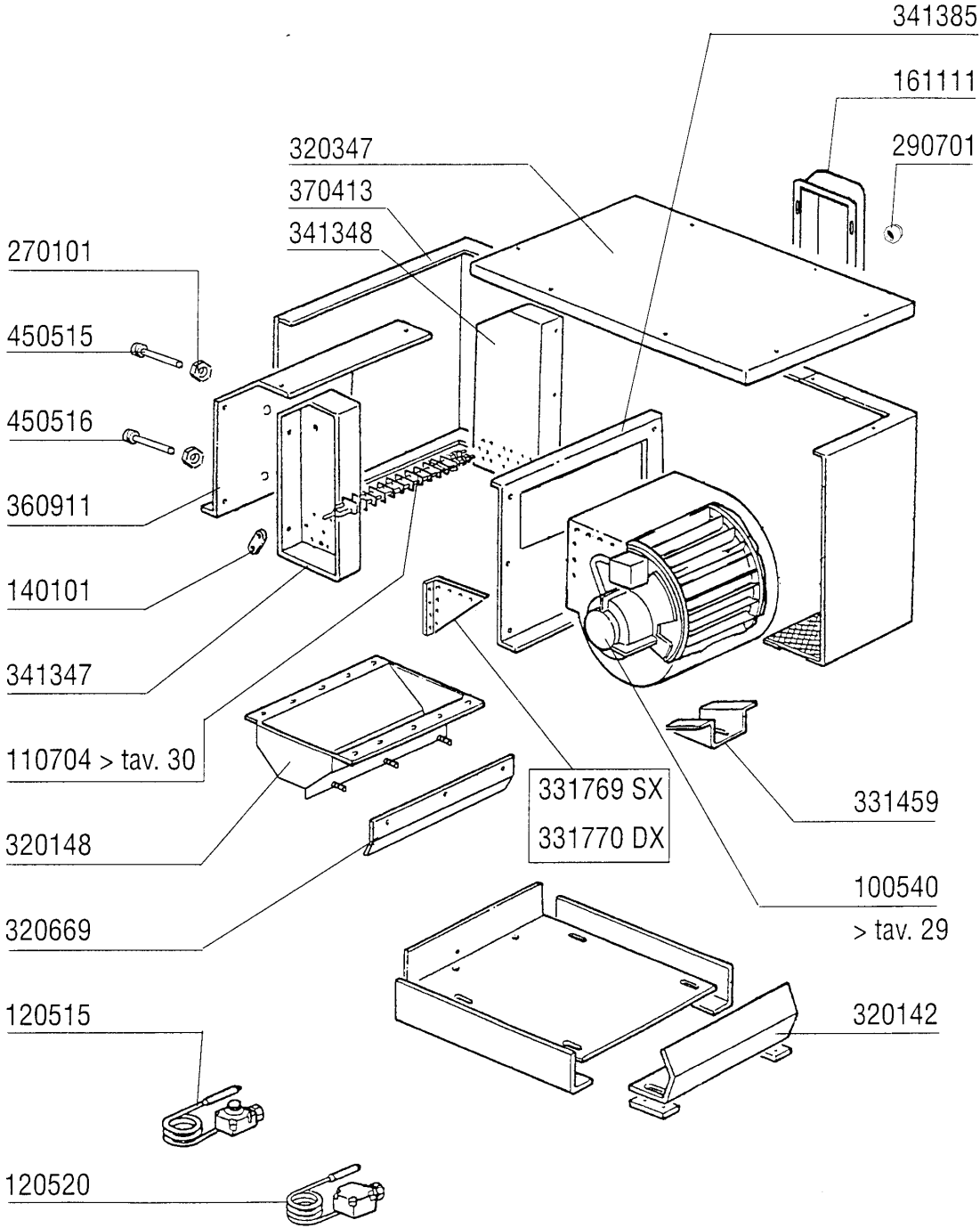
35 - Steam Blower Dryer



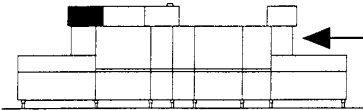
10 - 1998 S. A.G.

35 - Steam Blower Dryer

CODE	DESCRIPTION
100540	NE DRYER FAN 2HP 220/380/50HZ
150033	CONNEC.F.SOLEN.VALVE 182.09.N
161112	BACK COVER CHANNEL 300 S N
290701	HEXAGON BLIND NUTS GM H12
310702	STEAM TRAP 1/2" MK 25/3
320142	DEFLECTOR F. DRYER
320148	DEFLECTOR F. DRYER
320347	COVER FOR DRYER
320669	FIXING PLATE
331459	BRACKET FOR DRYING VENTILATOR
331769	ZIEHL FAN SUPPORT
331770	ZIEHL FAN SUPPORT
341338	RIGHT PANEL
341339	LEFT PANEL
341385	DRYER FAN SUPPORT FOR NE MACHI
360911	PANEL
370413	DRYING MODULE
400815	BATTERY FOR DRYING (9-12KW) SE

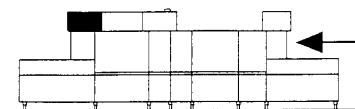
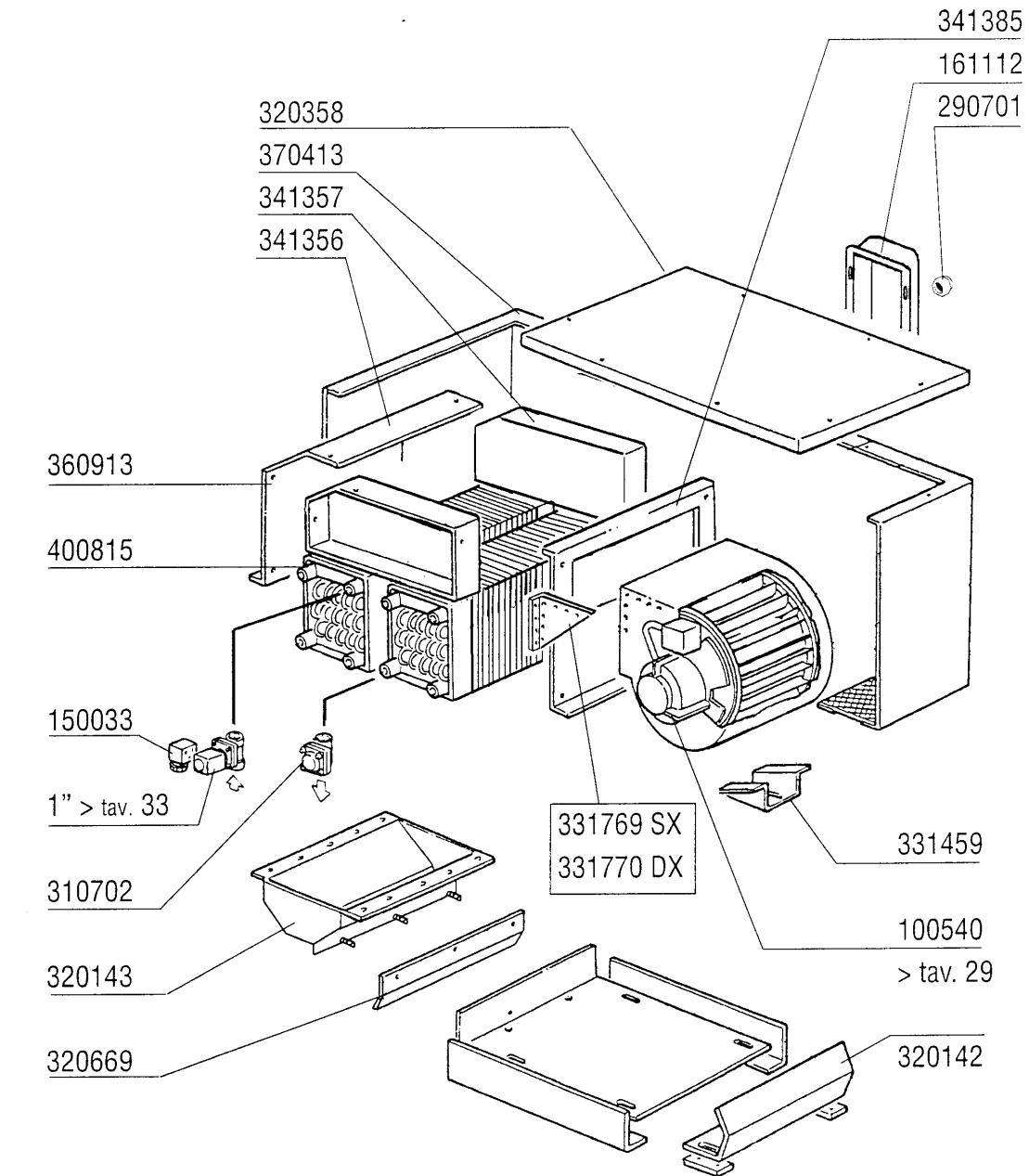


10 - 1998 S. AG.



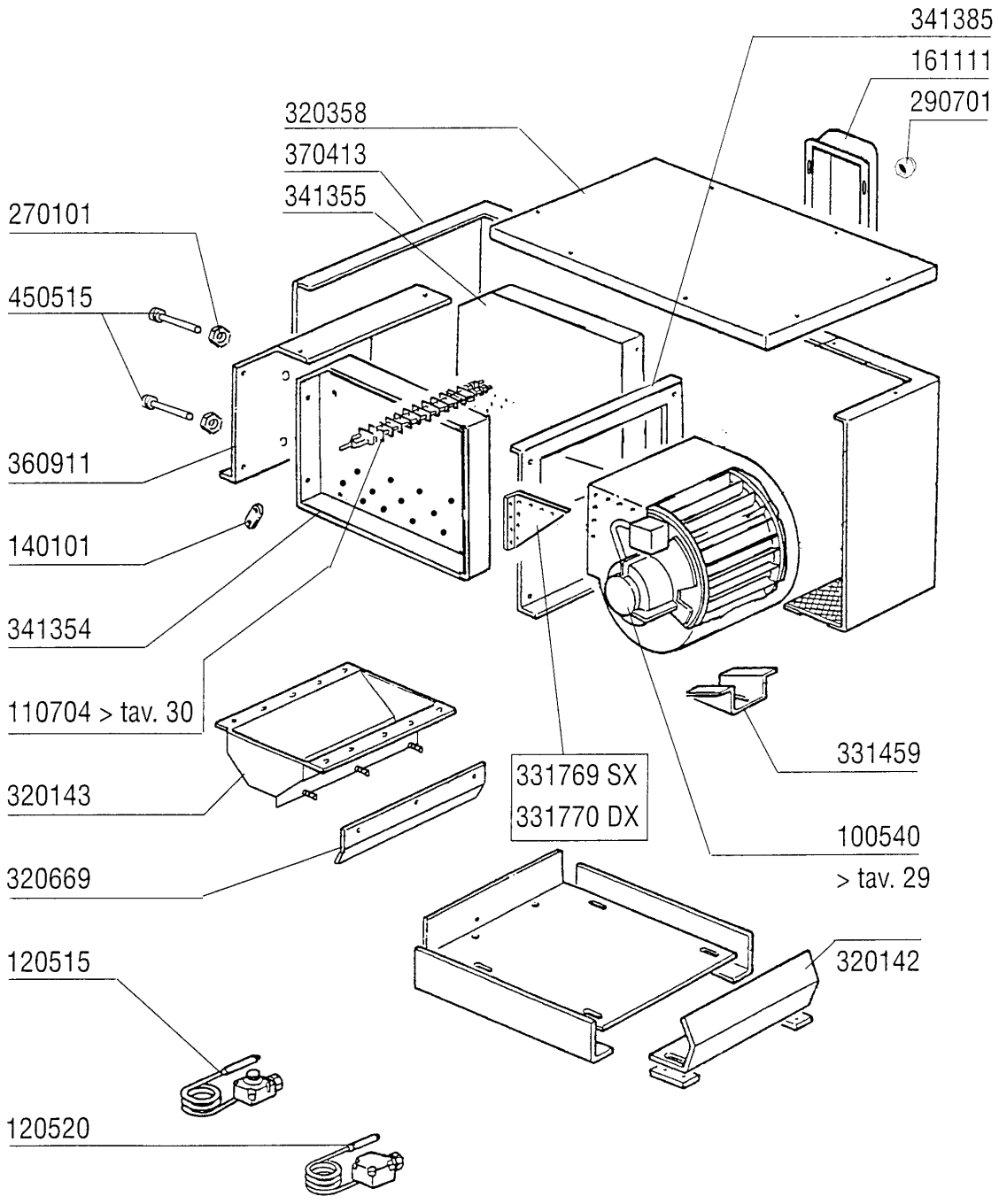
36 - Blower Dryer - electric version

CODE	DESCRIPTION
100540	NE DRYER FAN 2HP 220/380/50HZ
110704	HEAT.ELEMENT/DRYING 1000W 220V
120515	THERMOSTAT 0-90°C
120520	SECURITY THERMOSTAT 110-130°C
140101	BRASS CONNECT. PLATE HEAT.ELEM
161111	BACK COVER CHANNEL 130 N S2900
270101	HEXAGON LOCK NUT 1/2"
290701	HEXAGON BLIND NUTS GM H12
320142	DEFLECTOR F. DRYER
320148	DEFLECTOR F. DRYER
320347	COVER FOR DRYER
320669	FIXING PLATE
331459	BRACKET FOR DRYING VENTILATOR
331769	ZIEHL FAN SUPPORT
331770	ZIEHL FAN SUPPORT
341347	RIGHT SUPPORT
341348	LEFT SUPPORT
341385	DRYER FAN SUPPORT FOR NE MACHI
360911	PANEL
370413	DRYING MODULE
450515	STAINL.ST.SHIELD FOR 1 THERMOS
450516	THERMOSTAT SHIELD FOR 2 TERMOS

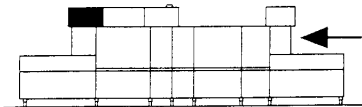


37 - Steam Blower Dryer

CODE	DESCRIPTION
100540	NE DRYER FAN 2HP 220/380/50HZ
150033	CONNEC.F.SOLEN.VALVE 182.09.N
161112	BACK COVER CHANNEL 300 S N
290701	HEXAGON BLIND NUTS GM H12
310702	STEAM TRAP 1/2" MK 25/3
320142	DEFLECTOR F. DRYER
320143	DEFLECTOR F. DRYER 1000MM
320358	TOP FOR DRYER 1000MM
320669	FIXING PLATE
331459	BRACKET FOR DRYING VENTILATOR
331769	ZIEHL FAN SUPPORT
331770	ZIEHL FAN SUPPORT
341356	RIGHT PANEL
341357	LEFT PANEL
341385	DRYER FAN SUPPORT FOR NE MACHI
360913	BACK PANEL 1000MM NE XL
370413	DRYING MODULE
400815	BATTERY FOR DRYING (9-12KW) SE



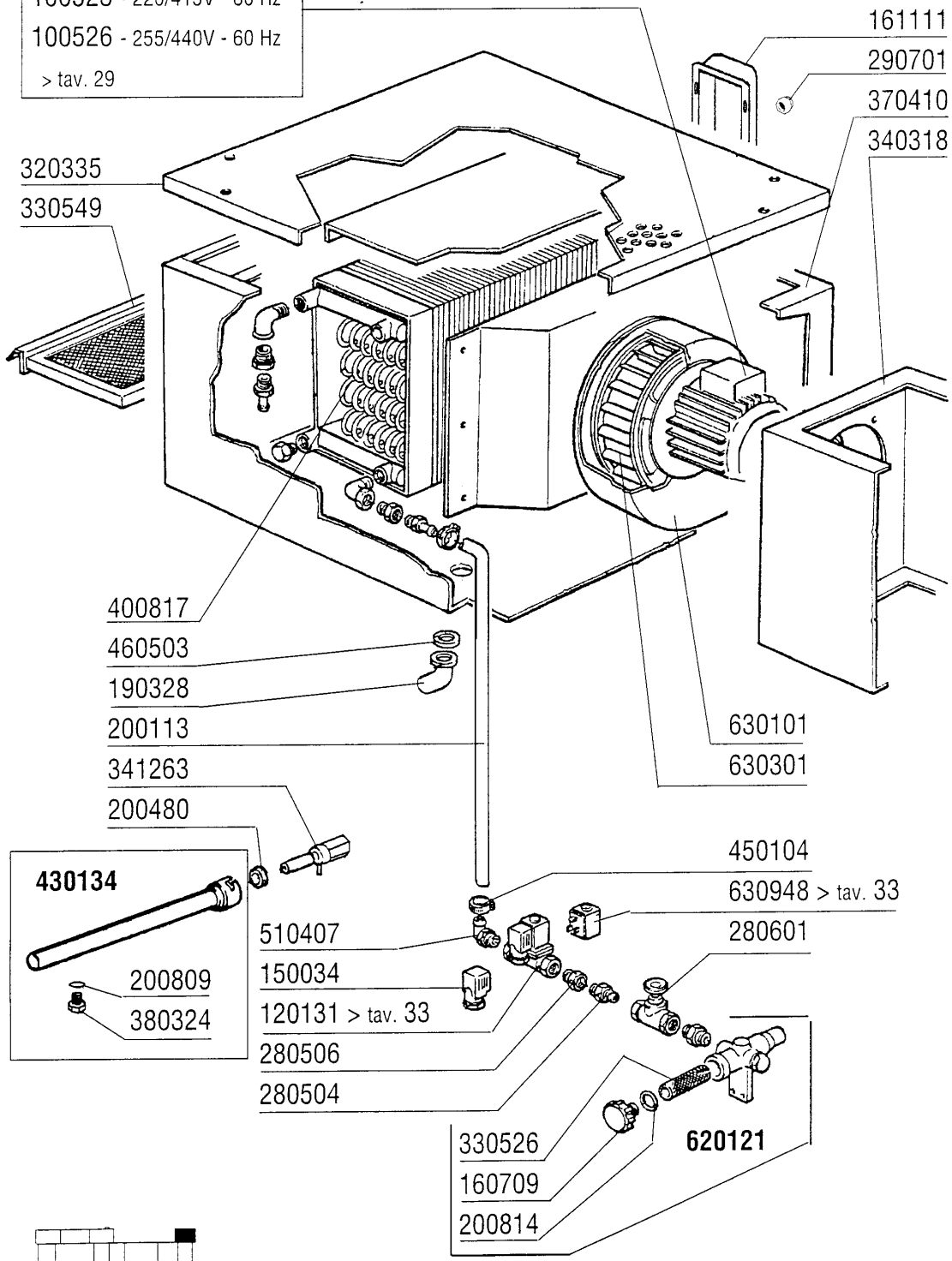
10 - 1998 S. AG.



38 - Blower Dryer - electric version

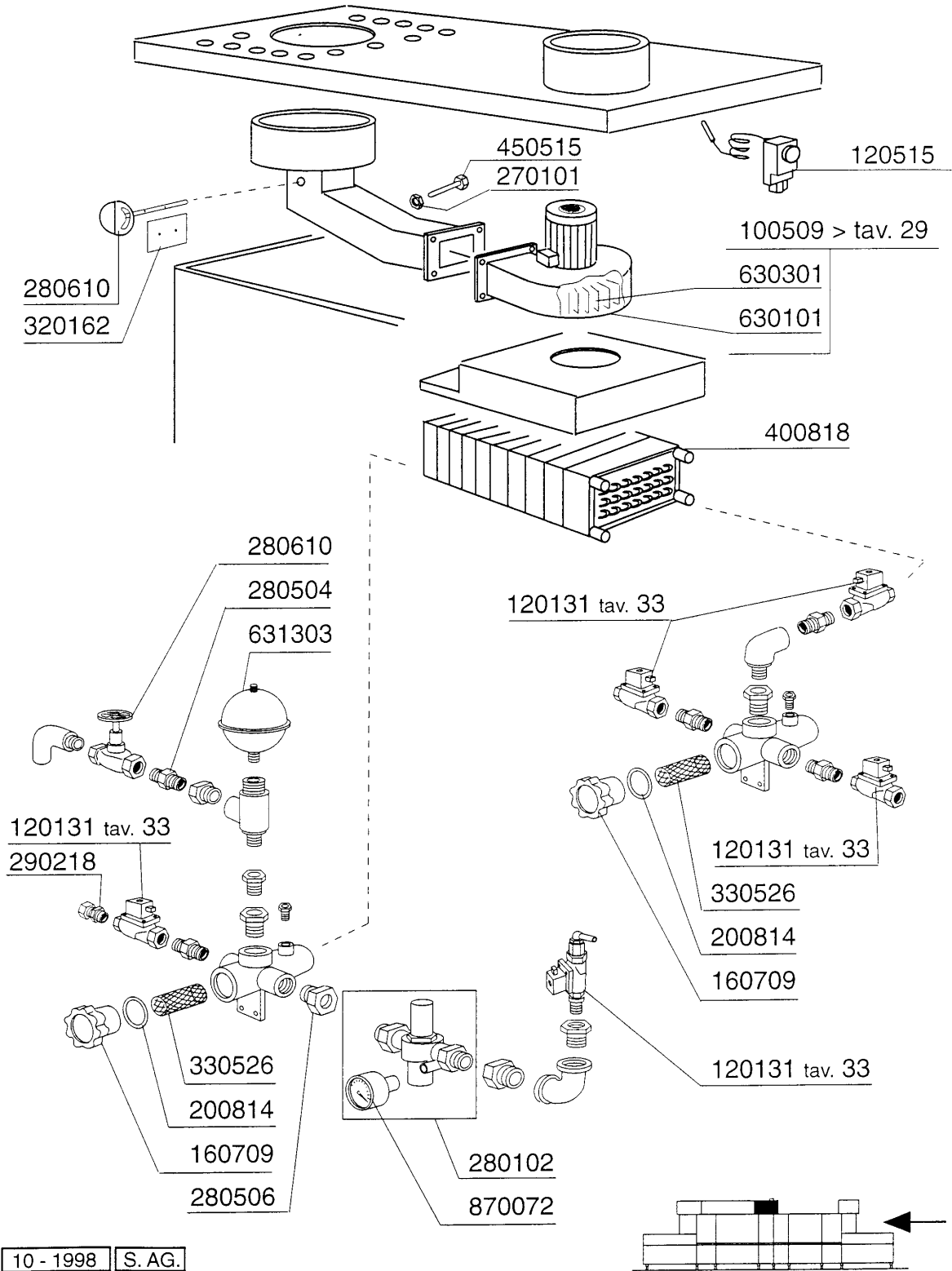
CODE	DESCRIPTION
100540	NE DRYER FAN 2HP 220/380/50HZ
110704	HEAT.ELEMENT/DRYING 1000W 220V
120515	THERMOSTAT 0-90°C
120520	SECURITY THERMOSTAT 110-130°C
140101	BRASS CONNECT. PLATE HEAT.ELEM
161111	BACK COVER CHANNEL 130 N S2900
270101	HEXAGON LOCK NUT 1/2"
290701	HEXAGON BLIND NUTS GM H12
320142	DEFLECTOR F. DRYER
320143	DEFLECTOR F. DRYER 1000MM
320358	TOP FOR DRYER 1000MM
320669	FIXING PLATE
331459	BRACKET FOR DRYING VENTILATOR
331769	ZIEHL FAN SUPPORT
331770	ZIEHL FAN SUPPORT
341354	RIGHT SUPPORT FOR DRYER 18KW 1
341355	LEFT SUPPORT FOR DRYER 18KW 10
341385	DRYER FAN SUPPORT FOR NE MACHI
360911	PANEL
370413	DRYING MODULE
450515	STAINL.ST.SHIELD FOR 1 THERMOS

100509 - 220/415V - 50 Hz
 100523 - 220/415V - 60 Hz
 100526 - 255/440V - 60 Hz
 > tav. 29



39 - Steam Condenser

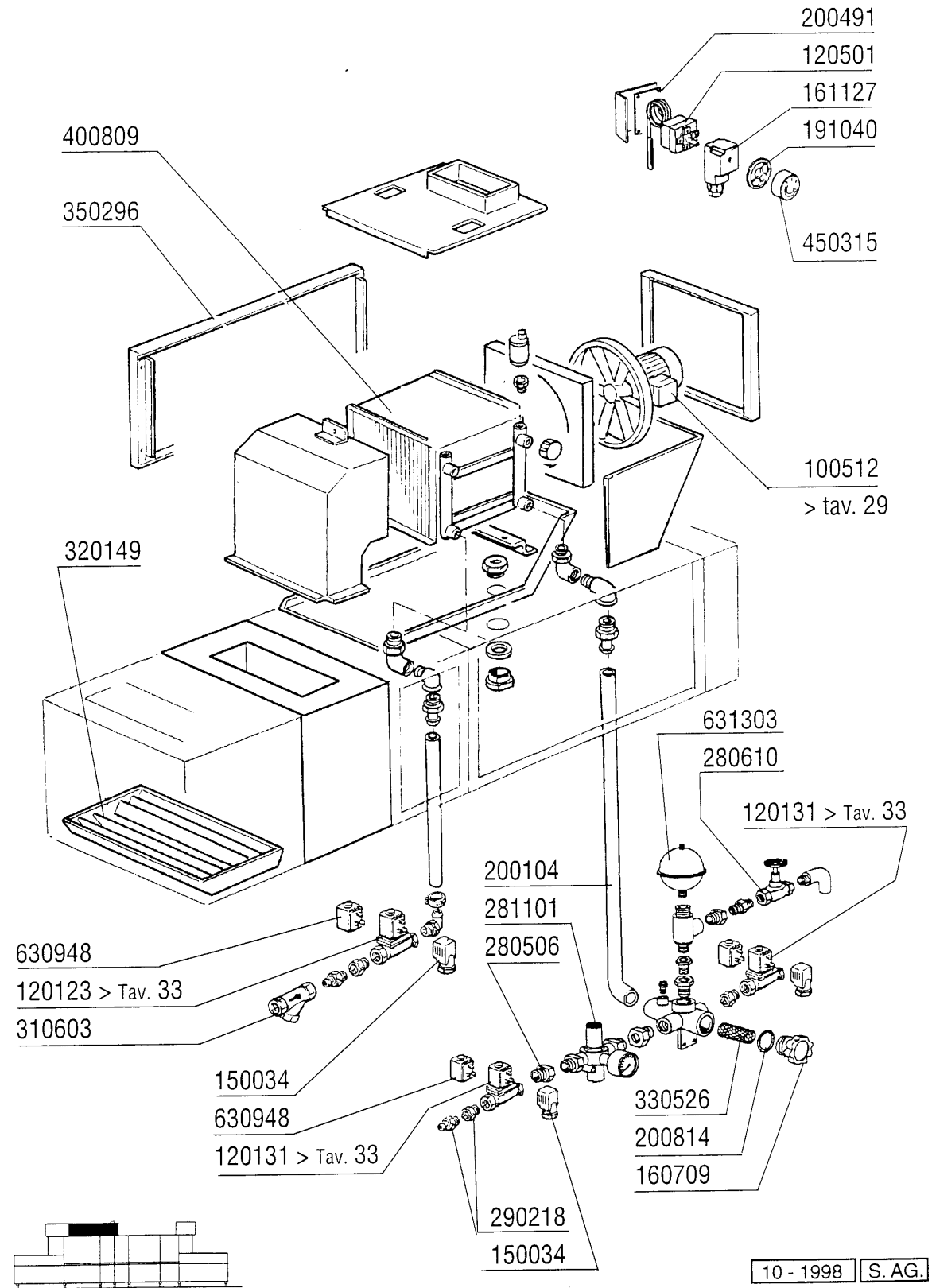
CODE	DESCRIPTION
100509	FAN 0,75HP 220/415 V164/2
100523	FAN 0,75 HP 220/380V-60HZ
100526	FAN HP 0,75 255/440-60-VR184
120131	SOLEN. L182Q31-ZB10A 1/2"24V
150034	CONNEC.F.SOLEN.VALVE 122.09.N
160709	KNOB OF MANIFOLD F. SOLEN. VAL
161111	BACK COVER CHANNEL 130 N S2900
190328	DRAIN 3/4"
200113	RUBBER HOSE 12 X 22
200480	GASKET F. RINSE CONNECT.
200809	OR GASKET 1,78X8,73X12,29
200814	O-RING 34,52X41,58X3,53
280504	MANIFOLD CONN.HOSE
280506	CONNECTION 3/4"
280601	GATE VALVE 1/2" BRASS
290701	HEXAGON BLIND NUTS GM H12
320335	TOP PANEL FOR STEAM CONDENSER
330526	FILTERS 22X28 SOLENOID V.MANIF
330549	CONDENSATE UNIT FILTER
340318	PANEL
341263	PIN
370410	CONDENSER MODULE
380324	RINSE JETS 52,5 80Ø OV1/8"
400817	BATTERY FOR STEAM CONDENSER +
430134	RINSE ARM WITH CONNECTION NE
450104	CLAMP FE ZN H=12,5 15-24
460503	SEALING WASHER 38X27X2(3/4)
510407	NIPPLE FOR BOILER N S
620121	TWIN SOLENOID VALVE MANIFOLD
630101	ZINC VOLUTE CB62
630301	FAN IMPELLOR FOR 100509
630948	COIL Z610A 24V 50/60-L180V01



10 - 1998 S. AG.

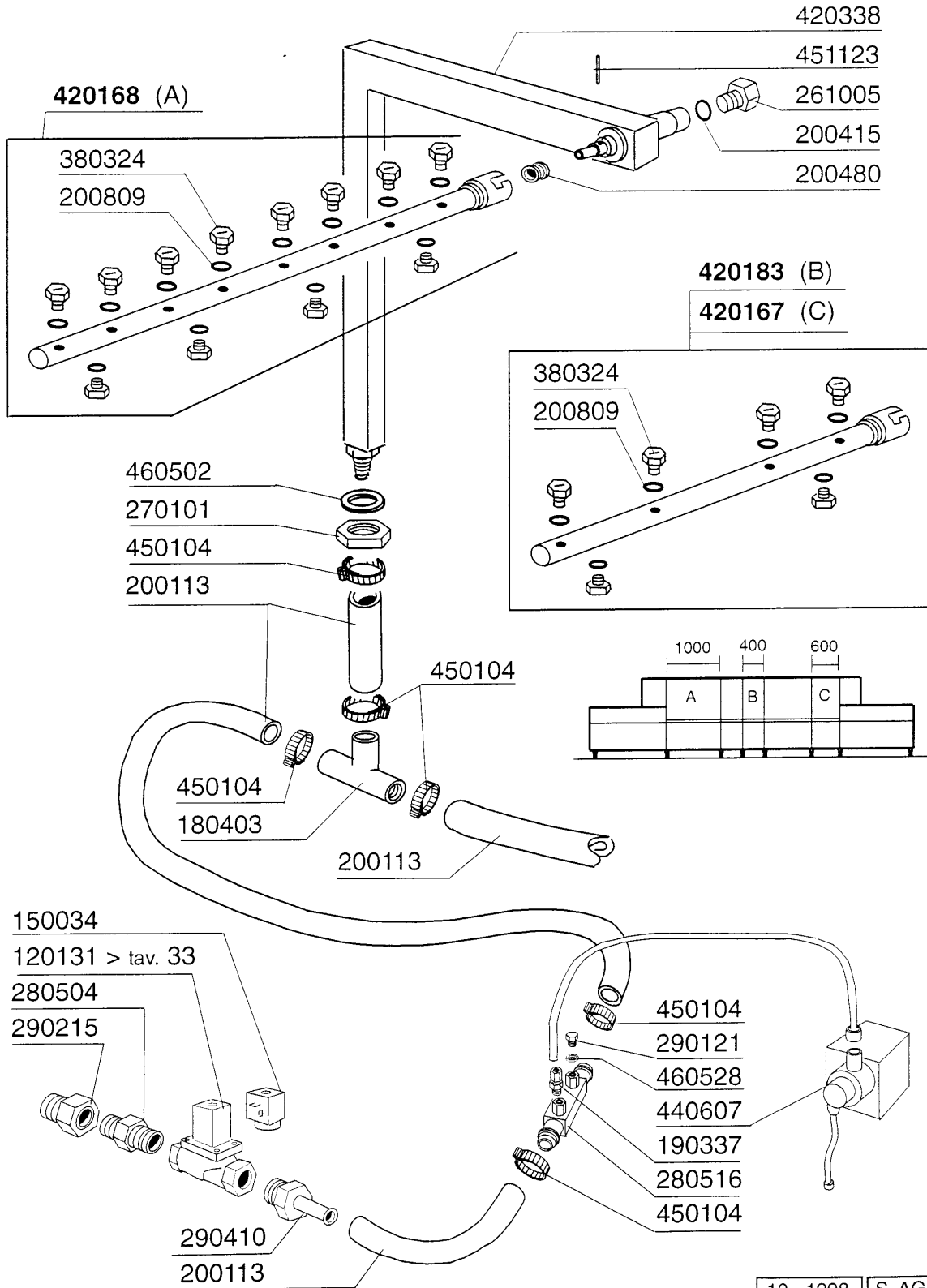
40 - Heat Recovery Unit Compact

CODE	DESCRIPTION
100509	FAN 0,75HP 220/415 V164/2
120131	SOLEN. L182Q31-ZB10A 1/2"24V
120515	THERMOSTAT 0-90°C
160709	KNOB OF MANIFOLD F. SOLEN. VAL
200814	O-RING 34,52X41,58X3,53
270101	HEXAGON LOCK NUT 1/2"
280102	ELL FF 3/4"
280504	MANIFOLD CONN.HOSE
280506	CONNECTION 3/4"
280610	VALVE FOR HEAT RECOVERY UNIT
290218	NIPPLE 12X1/2"
320162	BREAKER
330526	FILTERS 22X28 SOLENOID V.MANIF
400818	BATTERY FOR HRU (SMALL)
450515	STAINL.ST.SHIELD FOR 1 THERMOS
630101	ZINC VOLUTE CB62
630301	FAN IMPELLOR FOR 100509
631303	HYDRAULIC AIR VESSEL FOR HEAT
870072	PRESSURE CAUGE 0-4 ATM



41 - Heat recovery unit

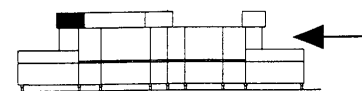
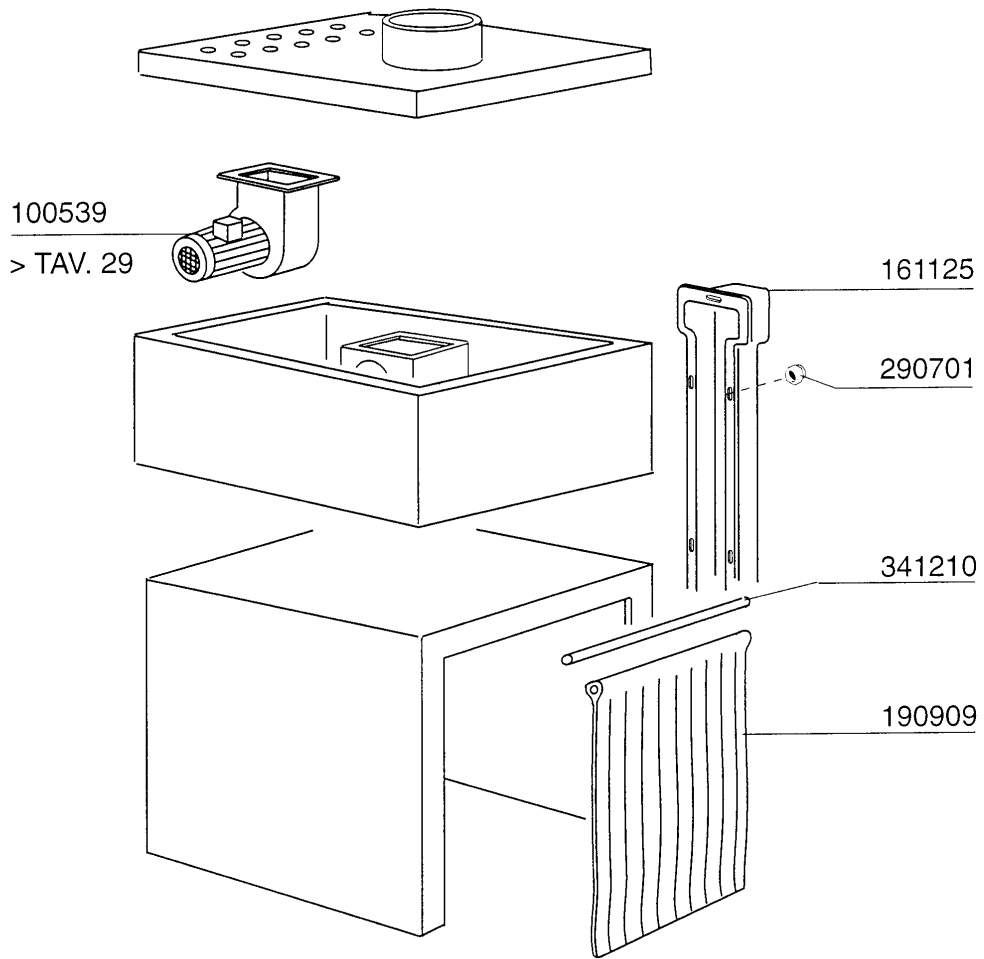
CODE	DESCRIPTION
100512	FAN HP 0,75 400EVH/4/27
120123	SOLENOID VALVE L180B12 1" V.24
120131	SOLEN. L182Q31-ZB10A 1/2"24V
120501	THERMOSTAT 30/90°C
150034	CONNEC.F.SOLEN.VALVE 122.09.N
160709	KNOB OF MANIFOLD F. SOLEN. VAL
161127	BOX FOR THERMOSTAT
191040	FRAME F.THERMOSTAT KNOB
200104	DISCHARGE HOSE 20X30
200491	BACK GASKET OF THERMOSTAT BOX
200814	O-RING 34,52X41,58X3,53
280506	CONNECTION 3/4"
280610	VALVE FOR HEAT RECOVERY UNIT
281101	3/4" ADJ VALVE C/W GAUGE
290218	NIPPLE 12X1/2"
310603	STRAINERS JU 1" MOD.45
320149	CONTAINER FOR HRU
330526	FILTERS 22X28 SOLENOID V.MANIF
350296	PANEL
400809	CONDENSER BATTERY ENERGY REC.
450315	KNOB F. THERMOSTAT 90°
630948	COIL Z610A 24V 50/60-L180V01
631303	HYDRAULIC AIR VESSEL FOR HEAT



10 - 1998 S. AG.

42 - Sanitizing system

CODE	DESCRIPTION
120131	SOLEN. L182Q31-ZB10A 1/2"24V
150034	CONNEC.F.SOLEN.VALVE 122.09.N
180403	TEE-NIPPLE F2-F300-B10-11
190337	CONNECTION 1/4" X 1/8"
200113	RUBBER HOSE 12 X 22
200415	AIR TRAP GASKET -F2 18,5X10X3
200480	GASKET F. RINSE CONNECT.
200809	OR GASKET 1,78X8,73X12,29
261005	SCREW F. TEE UP.WASH F2-B41
270101	HEXAGON LOCK NUT 1/2"
280504	MANIFOLD CONN.HOSE
280516	CONNECTION 14M X 2
290121	BRASS PLUG 1/8"
290215	1/2"BSP M/F UNION BRASS
290410	NIPPLE 1/2"
380324	RINSE JETS 52,5 80Ø OV1/8"
420167	WASH ARM FOR SELF CLEANING
420168	WASH ARM FOR SELF CLEANING
420183	SHORT WASH ARM FOR SELF CLEANI
420338	SELFCLEANING RAMP NE
440607	INJECTOR 24V 50HZ
450104	CLAMP FE ZN H=12,5 15-24
451123	ELASTIC PIN 4X16
460502	GASKET 30X21X2
460528	GASKET 15X10X2 FOR RINSE NIPPE



10 - 1998 | S.AG.

43 - Vent Hood

CODE	DESCRIPTION
100539	EXHAUST FAN F.SPLASH GUARD 220
161125	BACK COVER CHANNEL S NL
190909	ANTI SPLASH CURTAIN (ENTRY)690
290701	HEXAGON BLIND NUTS GM H12
341210	CURTAIN SHAFTS N 2S GM